

Adaptadores de herramientas rotativas

Adaptadores

Coromant Capto®	L4-L26
HSK	L27-L41
BIG-PLUS® ISO	L42-L50
BIG-PLUS® MAS-BT	L51-L59
ISO 7388-1	L60-L72
MAS-BT	L73-L85
DIN 2080	L86-L88
DIN 2079	L89-L90
Mango cilíndrico	L91-L98
Mango Weldon	L99-L100
Bridgeport	L101-L102
Coromant EH	L103-L104
ER	L105-L107
Inductor de refrigerante	L108

Adaptadores amortiguados

Coromant Capto®	L110-L111
HSK	L112

Adaptadores

		Lado de la máquina					
		Coromant Capto®	HSK	BIG-PLUS® ISO	BIG-PLUS® MAS-BT	ISO 7388-1	MAS-BT
Lado de la pieza	Coromant Capto®	-Extensión -Extensión con cambio rápido -Reducción L4-L7 Inductor de refrigerante L108	-Adaptador -Cambio rápido	-Adaptador -Cambio rápido	-Adaptador -Cambio rápido	-Adaptador -Cambio rápido	-Adaptador -Cambio rápido
	Coromant EH	-Adaptador L8-L9	-Adaptador L31			-Adaptador L62	-Adaptador L74-L75
	En eje	-Adaptador -Con tornillos de transmisión -Fresado lateral y planeado	-Adaptador -Con tornillos de transmisión	-Adaptador	-Adaptador	-Adaptador -Con tornillos de transmisión -Fresado lateral y planeado	-Adaptador -Con tornillos de transmisión -Fresado lateral y planeado
	VL	-Adaptador L13	-Adaptador L33	-Adaptador L45	-Adaptador L55	-Adaptador L65	-Adaptador L80
	Weldon	-Adaptador L14	-Adaptador L34			-Adaptador L66	-Adaptador L79
	MDI	-Adaptador L15	-Adaptador L35				
	ISO 9766	-Adaptador L16 Inductor de refrigerante L108	-Adaptador L36			-Adaptador -Adaptador ajustable L67-L68	-Adaptador -Adaptador ajustable L81
	Weldon/ISO 9766	-Adaptador L17		-Adaptador L46	-Adaptador L55		
	CoroMill® 327	-Adaptador L17					
	CoroChuck™ 930	-Adaptador L18-L22	-Adaptador L37-L39	-Adaptador L47	-Adaptador L56	-Adaptador L69	-Adaptador L82-L83
	Portapinzas de ajuste por contracción térmica	-Adaptador L23	-Adaptador L40				
	ER	-Portapinzas -Portabrocas L24-L25	-Portapinzas L40	-Portapinzas L49	-Portapinzas L58	-Portapinzas L71	-Portapinzas L84
	CoroChuck™ 970	-Adaptador L26	-Adaptador L41	-Adaptador L50	-Adaptador L59	-Adaptador L72	-Adaptador L85

Adaptadores amortiguados

		Lado de la máquina	
		Coromant Capto®	HSK
Lado de la pieza	Coromant EH	-Adaptador L110	
	En eje	-Adaptador -Con tornillos de transmisión L111	-Adaptador L112

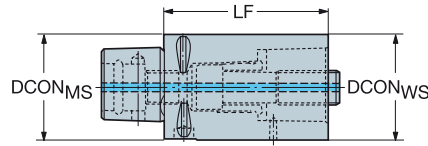
DIN 2080	DIN 2079	Mango cilíndrico	Mango Weldon	Bridgeport	Coromant EH	ER
-Adaptador	-Adaptador -Cambio rápido					
L87	L90					
		-Adaptador L92-L95				-Adaptador L106
		-Con tornillos de transmisión L96		-Adaptador L102		
			-Adaptador L100		-Adaptador L104	-Adaptador L107
		-Portapinzas L98			-Adaptador L104	
		-Adaptador L98	-Adaptador L100		-Adaptador L104	



ADAPTADORES DE HERRAMIENTAS ROTATIVAS

Adaptador de máquina Coromant Capto®

Adaptador de extensión Coromant Capto®



CZC _{MS}	CZC _{WS}	CNCS	CXSC	Código de pedido	Dimensiones, mm					
					DCON _{MS}	DCON _{WS}	LF	BAR	NM	KG
C3	C3	3	1	C3-391.01-32 060A	32.0	32.0	60.0	80	45.00	0.36
	C3	3	1	C3-391.01-32 080A	32.0	32.0	80.0	80	45.00	0.47
	C3	3	1	C3-391.01-32 095	32.0	32.0	95.0	80	45.00	0.56
C4	C4	3	1	C4-391.01-40 060A	40.0	40.0	60.0	80	55.00	0.57
	C4	3	1	C4-391.01-40 080A	40.0	40.0	80.0	80	55.00	0.70
	C4	3	1	C4-391.01-40 120	40.0	40.0	120.0	80	55.00	1.11
C5	C5	3	1	C5-391.01-50 080A	50.0	50.0	80.0	80	95.00	1.15
	C5	3	1	C5-391.01-50 100A	50.0	50.0	100.0	80	95.00	1.38
	C5	3	1	C5-391.01-50 150	50.0	50.0	150.0	80	95.00	2.17
C6	C6	3	1	C6-391.01-63 100A	63.0	63.0	100.0	80	170.00	2.26
	C6	3	1	C6-391.01-63 140A	63.0	63.0	140.0	80	170.00	3.17
	C6	3	1	C6-391.01-63 185	63.0	63.0	185.0	80	170.00	4.19
C8	C8	3	1	C8-391.01-80 100A	80.0	80.0	100.0	80	170.00	3.70
	C8	3	1	C8-391.01-80 125A	80.0	80.0	125.0	80	170.00	4.64
	C8	3	1	C8-391.01-80 200	80.0	80.0	200.0	80	170.00	7.47
C10	C10	3	1	C10-391.01-100 140	100.0	100.0	140.0	80	380.00	7.93
	C10	3	1	C10-391.01-100 200	100.0	100.0	200.0	80	380.00	11.49

Diseño corto, solo para sujeción de segmentos

CZC _{MS}	CZC _{WS}	CNCS	CXSC	Código de pedido	Dimensiones, mm					
					DCON _{MS}	DCON _{WS}	LF	BAR	NM	KG
C3	C3	3	1	C3-391.01-32 035	32.0	32.0	35.0	80	45.00	0.22
C4	C4	3	1	C4-391.01-40 040	40.0	40.0	40.0	80	55.00	0.40
C5	C5	3	1	C5-391.01-50 050	50.0	50.0	50.0	80	95.00	0.73
C6	C6	3	1	C6-391.01-63 060	63.0	63.0	60.0	80	170.00	1.36
C8	C8	3	1	C8-391.01-80 065	80.0	80.0	65.0	80	170.00	2.41

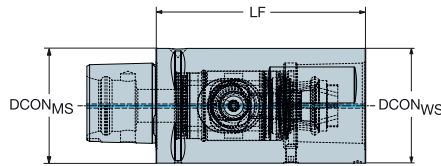
Para obtener información sobre piezas de repuesto, visite www.sandvik.coromant.com/es



L 4

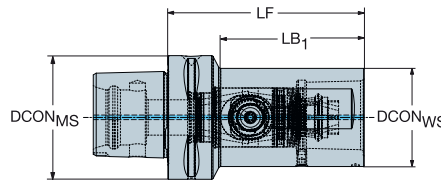


Adaptador de extensión Coromant Capto® con cambio rápido



				Dimensiones, mm							
CZC _{MS}	CZC _{WS}	CNSC	CXSC	Código de pedido	DCON _{MS}	DCON _{WS}	LF	BAR	NM	KG	RPMX
C4	C4	3	1	C4-QC-C4-085	40.0	40.0	85.0	150	50.00	0.75	39000
C5	C5	3	1	C5-QC-C5-100	50.0	50.0	100.0	150	70.00	1.39	28000
C6	C6	3	1	C6-QC-C6-115	63.0	63.0	115.0	150	90.00	2.53	20000
C8	C8	3	1	C8-QC-C8-145	80.0	80.0	145.0	150	130.00	5.16	14000

Adaptador de reducción Coromant Capto® con cambio rápido



				Dimensiones, mm								
CZC _{MS}	CZC _{WS}	CNSC	CXSC	Código de pedido	DCON _{MS}	DCON _{WS}	LF	LB ₁	BAR	NM	KG	RPMX
C5	C4	3	1	C5-QC-C4-085	50.0	40.0	85.0	60.5	150	50.00	0.95	28000
C6	C5	3	1	C6-QC-C5-100	63.0	50.0	100.0	73.0	150	70.00	1.75	20000
C8	C6	3	1	C8-QC-C6-120	80.0	63.0	120.0	84.5	150	90.00	3.48	14000
C10	C8	3	1	C10-QC-C8-150	100.0	80.0	150.0	108.0	150	130.00	6.83	10000

Para obtener información sobre piezas de repuesto, visite www.sandvik.coromant.com/es



M1



N23



N6

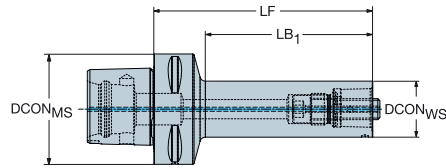


N15

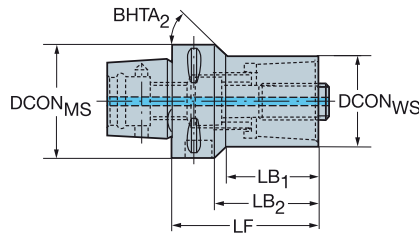


ADAPTADORES DE HERRAMIENTAS ROTATIVAS Adaptador de máquina Coromant Capto®

Coromant Capto® adaptador de reducción



CZC _{MS}	CZC _{WS}	CNSC	CXSC	Código de pedido	Dimensiones, mm							BAR	NM	KG
					DCON _{MS}	DCON _{WS}	LF	LB ₁						
C4	C3	3	1	C4-391.02-32 055A	40.0	32.0	55.0	31.0	80	45.00	0.49			
	C3	3	1	C4-391.02-32 120	40.0	32.0	120.0	95.7	80	45.00	0.81			
C5	C3	3	1	C5-391.02-32 060A	50.0	32.0	60.0	34.8	80	45.00	0.68			
	C3	3	1	C5-391.02-32 120	50.0	32.0	120.0	94.4	80	45.00	0.99			
	C4	3	1	C5-391.02-40 065A	50.0	40.0	65.0	40.0	80	55.00	0.80			
	C4	3	1	C5-391.02-40 140	50.0	40.0	140.0	115.5	80	55.00	1.46			
C6	C3	3	1	C6-391.02-32 070A	63.0	32.0	70.0	39.0	80	45.00	1.12			
	C3	3	1	C6-391.02-32 125	63.0	32.0	125.0	95.6	80	45.00	1.43			
	C4	3	1	C6-391.02-40 080A	63.0	40.0	80.0	51.4	80	55.00	1.32			
	C4	3	1	C6-391.02-40 145	63.0	40.0	145.0	116.7	80	55.00	1.86			
	C5	3	1	C6-391.02-50 080A	63.0	50.0	80.0	51.5	80	95.00	1.53			
	C5	3	1	C6-391.02-50 175	63.0	50.0	175.0	148.1	80	95.00	2.79			
C8	C3	3	1	C8-391.02-32 060B	80.0	32.0	60.0	20.7	80	45.00	2.07			
	C3	3	1	C8-391.02-32 135	80.0	32.0	135.0	95.7	80	45.00	2.53			
	C4	3	1	C8-391.02-40 070B	80.0	40.0	70.0	31.4	80	55.00	2.20			
	C4	3	1	C8-391.02-40 155	80.0	40.0	155.0	116.4	80	55.00	2.97			
	C5	3	1	C8-391.02-50 080B	80.0	50.0	80.0	42.8	80	95.00	2.43			
	C5	3	1	C8-391.02-50 185	80.0	50.0	185.0	147.8	80	95.00	3.88			
C6	C3	3	1	C8-391.02-63 080B	80.0	63.0	80.0	44.5	80	170.00	2.65			
	C6	3	1	C8-391.02-63 200	80.0	63.0	200.0	164.5	80	170.00	5.37			
C10	C6	3	1	C10-391.02-63 200	100.0	63.0	200.0	155.8	80	170.00	6.92			
	C8	3	1	C10-391.02-80 200	100.0	80.0	200.0	158.1	80	170.00	8.92			



CZC _{MS}	CZC _{WS}	CNSC	CXSC	Código de pedido	Dimensiones, mm							BAR	NM	KG
					DCON _{MS}	DCON _{WS}	LF	LB ₁	LB ₂	BHTA ₂				
C8	C6	3	1	C8-391.02-63 120A	80.0	63.0	120.0	10.0	89.2	6°	80	170.00	4.10	
C10	C3	3	1	C10-391.02-32 085	100.0	32.0	85.0	36.7	48.2	71°	80	45.00	4.15	
C4	C3	3	1	C10-391.02-40 090	100.0	40.0	90.0	42.7	53.2	71°	80	55.00	4.25	
	C5	3	1	C10-391.02-50 095	100.0	50.0	95.0	49.1	58.2	70°	80	95.00	4.42	
C6	3	1	C10-391.02-63 095	100.0	63.0	95.0	50.8	58.2	68°	80	170.00	4.68		
C8	3	1	C10-391.02-80 100	100.0	80.0	100.0	58.1	63.2	63°	80	170.00	5.25		

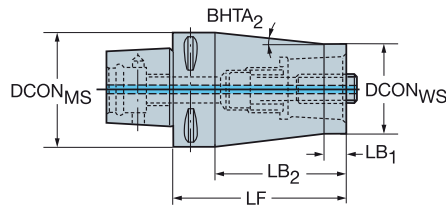
Para obtener información sobre piezas de repuesto, visite www.sandvik.coromant.com/es



L 6



Coromant Capto® adaptador de reducción



					Dimensiones, mm									
CZC _{MS}	CZC _{WS}	CNSC	CXSC	Código de pedido	DCON _{MS}	DCON _{WS}	LF	LB ₁	LB ₂	BHTA ₂	BAR	NM	KG	
C4	C3	3	1	C4-391.02-32 070A	40.0	32.0	70.0	10.0	59.2	6°	80	45.00	0.59	
C5	C3	3	1	C5-391.02-32 150	50.0	32.0	150.0	5.0	129.2	4°	80	45.00	1.65	
	C4	3	1	C5-391.02-40 085A	50.0	40.0	85.0	10.0	64.2	5°	80	45.00	1.10	
C6	C3	3	1	C6-391.02-32 185	63.0	32.0	185.0	5.0	162.2	6°	80	45.00	2.99	
	C4	3	1	C6-391.02-40 185	63.0	40.0	185.0	5.0	162.2	4°	80	55.00	3.23	
	C5	3	1	C6-391.02-50 110A	63.0	50.0	110.0	10.0	87.2	5°	80	95.00	2.23	
C8	C4	3	1	C8-391.02-40 200	80.0	40.0	200.0	5.0	169.2	7°	80	55.00	5.42	
	C5	3	1	C8-391.02-50 200	80.0	50.0	200.0	5.0	169.2	5°	80	95.00	5.84	

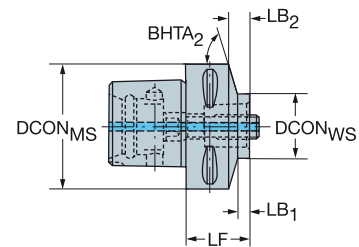
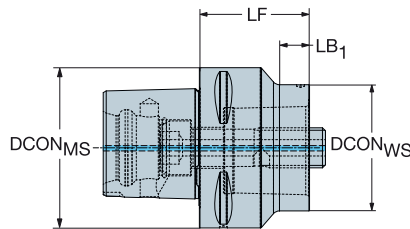
Diseño corto, solo para sujeción de segmentos



DSGN

2

7



						Dimensiones, mm												
CZC _{MS}	CZC _{WS}	CNSC	CXSC	DSGN	Código de pedido	DCON _{MS}	DCON _{WS}	LF	LB ₁	LB ₂	LB ₃	BD ₂	BD ₃	BHTA ₂	BAR	NM	KG	
C5	C3	3	1	2	C5-391.02-32 033A	50.0	32.0	33.0	5.0	33.0		50.0		0°	80	45.00	0.54	
	C4	3	1	2	C5-391.02-40 040A	50.0	40.0	40.0	15.0	40.0		50.0		0°	80	55.00	0.59	
C6	C3	3	1	2	C6-391.02-32 032	63.0	32.0	32.0	6.0	32.0		63.0		0°	80	45.00	0.91	
	C4	3	1	2	C6-391.02-40 040	63.0	40.0	40.0	11.0	40.0		63.0		0°	80	55.00	0.98	
	C5	3	1	2	C6-391.02-50 050A	63.0	50.0	50.0	20.0	50.0		63.0		0°	80	95.00	1.11	
C8	C5	3	1	2	C8-391.02-50 045A	80.0	50.0	45.0	5.0	45.0		80.0		0°	80	95.00	2.00	
	C6	3	1	2	C8-391.02-63 055A	80.0	63.0	55.0	15.0	55.0		80.0		0°	80	170.00	2.15	
C10	C6	3	1	7	C10-391.02-63 055	100.0	63.0	55.0	14.0	19.0	55.0	63.0	100.0	75°	80	170.00	3.70	
	C8	3	1	7	C10-391.02-80 065	100.0	80.0	65.0	25.4	29.0	65.0	80.0	100.0	70°	80	170.00	3.92	

Para obtener información sobre piezas de repuesto, visite www.sandvik.coromant.com/es



M1



N23



N6



N15

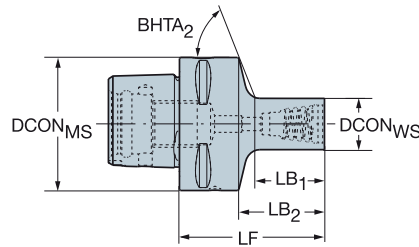


ADAPTADORES DE HERRAMIENTAS ROTATIVAS

Adaptador de máquina Coromant Capto®

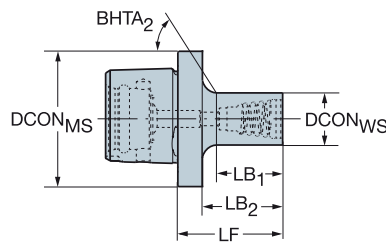
Coromant Capto® a Coromant EH, adaptador

Diseño corto



		Dimensiones, mm												
CZC _{MS}	CZC _{WS}	CNSC	CXSC	Código de pedido	DCON _{MS}	DCON _{WS}	LF	LB ₁	LB ₂	BHTA ₂	BAR	NM	KG	RPMX
C3	E10	3	1	C3-391.EH-10 035	32.0	9.6	35.0	13.2	20.0	58°	150	12.00	0.19	40000
	E12	3	1	C3-391.EH-12 038	32.0	11.6	38.0	16.4	23.0	57°	150	15.00	0.21	40000
	E16	3	1	C3-391.EH-16 043	32.0	15.4	43.0	21.9	28.0	53°	150	30.00	0.26	40000
C4	E10	3	1	C4-391.EH-10 041	40.0	9.6	41.0	13.1	21.0	62°	150	12.00	0.35	39000
	E12	3	1	C4-391.EH-12 044	40.0	11.6	44.0	16.4	24.0	61°	150	15.00	0.36	39000
	E16	3	1	C4-391.EH-16 049	40.0	15.4	49.0	21.9	29.0	59°	150	30.00	0.42	39000
	E20	3	1	C4-391.EH-20 046	40.0	19.2	46.0	19.4	26.0	57°	150	50.00	0.43	39000
	E25	3	1	C4-391.EH-25 051	40.0	24.1	51.0	25.0	31.0	53°	150	65.00	0.50	39000
C5	E10	3	1	C5-391.EH-10 042	50.0	9.6	42.0	12.8	22.0	65°	150	12.00	0.56	28000
	E12	3	1	C5-391.EH-12 045	50.0	11.6	45.0	16.0	25.0	64°	150	15.00	0.57	28000
	E16	3	1	C5-391.EH-16 050	50.0	15.4	50.0	21.5	30.0	63°	150	30.00	0.63	28000
	E20	3	1	C5-391.EH-20 047	50.0	19.2	47.0	19.0	27.0	62°	150	50.00	0.64	28000
	E25	3	1	C5-391.EH-25 052	50.0	24.1	52.0	24.7	32.0	60°	150	65.00	0.70	28000
C6	E10	3	1	C6-391.EH-10 046	63.0	9.6	46.0	13.0	24.0	67°	150	12.00	0.94	20000
	E12	3	1	C6-391.EH-12 049	63.0	11.6	49.0	16.3	27.0	67°	150	15.00	0.95	20000
	E16	3	1	C6-391.EH-16 054	63.0	15.4	54.0	21.8	32.0	66°	150	30.00	1.01	20000
	E20	3	1	C6-391.EH-20 051	63.0	19.2	51.0	19.3	29.0	66°	150	50.00	1.02	20000
	E25	3	1	C6-391.EH-25 056	63.0	24.1	56.0	25.0	34.0	65°	150	65.00	1.08	20000

Diseño corto, solo para sujeción de segmentos



		Dimensiones, mm												
CZC _{MS}	CZC _{WS}	CNSC	CXSC	Código de pedido	DCON _{MS}	DCON _{WS}	LF	LB ₁	LB ₂	BHTA ₂	BAR	NM	KG	RPMX
C3	E10	3	1	C3-391.EH-10 026	32.0	9.6	26.0	13.0	18.0	45°	150	12.00	0.15	40000
	E12	3	1	C3-391.EH-12 029	32.0	11.6	29.0	16.0	21.0	45°	150	15.00	0.17	40000
	E16	3	1	C3-391.EH-16 027	32.0	15.4	27.0	14.0	19.0	45°	150	30.00	0.24	55000
	E20	3	1	C3-391.EH-20 031	32.0	19.2	31.0	18.0	23.0	45°	150	50.00	0.27	55000
C4	E10	3	1	C4-391.EH-10 026	40.0	9.6	26.0	13.0	18.0	45°	150	12.00	0.24	39000
	E12	3	1	C4-391.EH-12 029	40.0	11.6	29.0	16.0	21.0	45°	150	15.00	0.26	39000
	E16	3	1	C4-391.EH-16 035	40.0	15.4	35.0	22.0	27.0	45°	150	30.00	0.31	39000
	E20	3	1	C4-391.EH-20 031	40.0	19.2	31.0	18.0	23.0	45°	150	50.00	0.34	39000
	E25	3	1	C4-391.EH-25 038	40.0	24.1	38.0	25.0	30.0	45°	150	65.00	0.28	39000
C5	E10	3	1	C5-391.EH-10 026	50.0	9.6	26.0	13.0	18.0	45°	150	12.00	0.38	28000
	E12	3	1	C5-391.EH-12 029	50.0	11.6	29.0	16.0	21.0	45°	150	15.00	0.40	28000
	E16	3	1	C5-391.EH-16 035	50.0	15.4	35.0	22.0	27.0	45°	150	30.00	0.45	28000
	E20	3	1	C5-391.EH-20 031	50.0	19.2	31.0	18.0	23.0	45°	150	50.00	0.47	28000
E25	3	1	C5-391.EH-25 038	50.0	24.1	38.0	25.0	30.0	45°	150	65.00	0.53	28000	

Para obtener información sobre piezas de repuesto, visite www.sandvik.coromant.com/es



M1



N23



N15



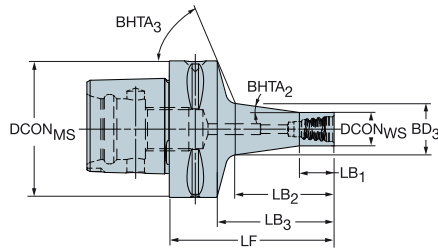
N3

L 8



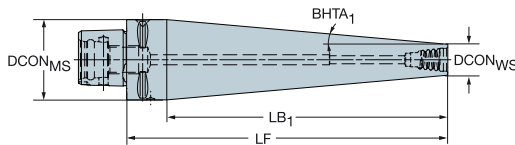
Coromant Capto® a Coromant EH, adaptador

Diseño largo



				Dimensiones, mm													
CZC _{MS}	CZC _{WS}	CNSC	CXSC	Código de pedido	DCON _{MS}	DCON _{WS}	LF	LB ₁	LB ₂	LB ₃	BD ₃	BHTA ₂	BHTA ₃	BAR	NM	KG	RPMX
C3	E10	3	1	C3-391.EH-10 049	32.0	9.6	49.0	10.0	28.5	34.0	14.8	8°	57°	150	12.00	0.20	40000
	E12	3	1	C3-391.EH-12 054	32.0	11.6	54.0	12.0	33.9	39.0	17.8	8°	54°	150	15.00	0.25	40000
	E16	3	1	C3-391.EH-16 065	32.0	15.4	65.0	16.0	45.7	50.0	23.8	8°	44°	150	30.00	0.32	40000
C4	E10	3	1	C4-391.EH-10 055	40.0	9.6	55.0	10.0	28.5	32.6	22.1	8°	62°	150	12.00	0.37	39000
	E12	3	1	C4-391.EH-12 060	40.0	11.6	60.0	12.0	33.9	40.0	17.7	8°	61°	150	15.00	0.39	39000
	E16	3	1	C4-391.EH-16 071	40.0	15.4	71.0	16.0	45.7	51.0	23.7	8°	56°	150	30.00	0.48	39000
	E20	3	1	C4-391.EH-20 084	40.0	19.2	84.0	20.0	59.6	64.0	30.3	8°	47°	150	50.00	0.59	39000
	E25	3	1	C4-391.EH-25 074	40.0	24.1	74.0	25.0	49.6	54.0	31.0	8°	45°	150	65.00	0.61	39000
C5	E10	3	1	C5-391.EH-10 056	50.0	9.6	56.0	10.0	28.1	36.0	14.7	8°	65°	150	12.00	0.57	28000
	E12	3	1	C5-391.EH-12 061	50.0	11.6	61.0	12.0	33.5	41.0	17.6	8°	65°	150	15.00	0.60	28000
	E16	3	1	C5-391.EH-16 072	50.0	15.4	72.0	16.0	45.3	52.0	23.6	8°	63°	150	30.00	0.69	28000
	E20	3	1	C5-391.EH-20 085	50.0	19.2	85.0	20.0	59.2	65.0	30.2	8°	59°	150	50.00	0.79	28000
	E25	3	1	C5-391.EH-25 100	50.0	24.1	100.0	25.0	75.3	80.0	38.2	8°	51°	150	65.00	1.01	28000
C6	E10	3	1	C6-391.EH-10 060	63.0	9.6	60.0	10.0	28.4	38.0	14.8	8°	68°	150	12.00	0.95	20000
	E12	3	1	C6-391.EH-12 065	63.0	11.6	65.0	12.0	33.8	43.0	17.7	8°	67°	150	15.00	0.97	20000
	E16	3	1	C6-391.EH-16 076	63.0	15.4	76.0	16.0	45.6	54.0	23.7	8°	66°	150	30.00	1.07	20000
	E20	3	1	C6-391.EH-20 088	63.0	19.2	88.0	20.0	58.4	66.0	30.0	8°	65°	150	50.00	1.16	20000
	E25	3	1	C6-391.EH-25 103	63.0	24.1	103.0	25.0	74.5	81.0	38.0	8°	62°	150	65.00	1.37	20000
C8	E20	3	1	C8-391.EH-20 100	80.0	19.2	100.0	20.0	60.2	70.0	30.5	8°	68°	150	50.00	2.25	14000
	E25	3	1	C8-391.EH-25 114	80.0	24.1	114.0	25.0	75.3	84.0	38.2	8°	68°	150	65.00	2.45	14000

Diseño cónico largo



				Dimensiones, mm												
CZC _{MS}	CZC _{WS}	CNSC	CXSC	Código de pedido	DCON _{MS}	DCON _{WS}	LF	LB ₁	BHTA ₁	BAR	NM	KG	RPMX			
C3	E10	3	1	C3-391.EH-10 143	32.0	9.6	143.0	128.0	5°	150	12.00	0.55	40000			
	E12	3	1	C3-391.EH-12 132	32.0	11.6	132.0	117.0	5°	150	15.00	0.56	40000			
	E16	3	1	C3-391.EH-16 110	32.0	15.4	110.0	95.0	5°	150	30.00	0.57	40000			
C4	E10	3	1	C4-391.EH-10 128	40.0	9.6	128.0	108.0	8°	150	12.00	0.78	39000			
	E12	3	1	C4-391.EH-12 121	40.0	11.6	121.0	101.0	8°	150	15.00	0.78	39000			
	E16	3	1	C4-391.EH-16 160	40.0	15.4	160.0	140.0	5°	150	30.00	1.06	39000			
	E20	3	1	C4-391.EH-20 139	40.0	19.2	139.0	119.0	5°	150	50.00	1.03	39000			
C5	E16	3	1	C5-391.EH-16 143	50.0	15.4	143.0	123.0	8°	150	30.00	1.43	28000			
	E20	3	1	C5-391.EH-20 130	50.0	19.2	130.0	110.0	8°	150	50.00	1.40	28000			

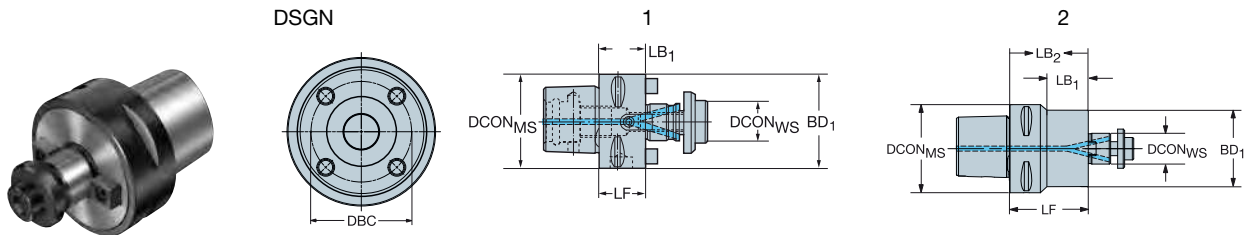
Para obtener información sobre piezas de repuesto, visite www.sandvik.coromant.com/es



ADAPTADORES DE HERRAMIENTAS ROTATIVAS

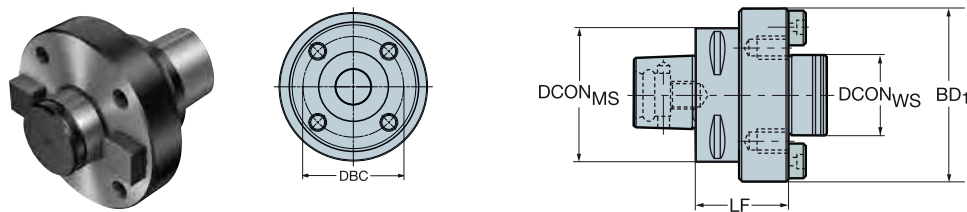
Adaptador de máquina Coromant Capto®

Adaptador Coromant Capto® a árbol



Refrigerante a través del eje

		Dimensiones, mm															
CZC _{MS}	CZC _{WS}	CNSC	CXSC	DSGN	Código de pedido	DCON _{MS}	DBC	DCON _{WS}	LF	LB ₁	LB ₂	BD ₁	BD ₂	BAR	NM	KG	RPMX
C3	16	3	4	1	C3-391.05C-16 030	32.0		16.0	30.0	30.0		32.0		80	22.00	0.25	20000
C4	16	3	4	2	C4-391.05C-16 032	40.0		16.0	32.0	10.0	32.0	40.0	80	22.00	0.38	20000	
	16	3	4	2	C4-391.05C-16 055	40.0		16.0	55.0	33.0	55.0	32.0	40.0	80	22.00	0.40	20000
	22	3	4	1	C4-391.05C-22 025	40.0		22.0	25.0	25.0		40.0		80	45.00	0.40	16000
	22	3	4	1	C4-391.05C-22 055	40.0		22.0	55.0	55.0		40.0		80	45.00	0.60	16000
C5	16	3	4	2	C5-391.05C-16 035	50.0		16.0	35.0	10.0	35.0	32.0	50.0	80	22.00	0.60	20000
	16	3	4	2	C5-391.05C-16 070	50.0		16.0	70.0	44.8	70.0	32.0	50.0	80	22.00	0.70	20000
	22	3	4	1	C5-391.05C-22 025M	50.0		22.0	25.0	25.0		50.0		80	45.00	0.62	16000
	22	3	4	2	C5-391.05C-22 070	50.0		22.0	70.0	47.0	70.0	40.0	50.0	80	45.00	0.90	16000
	27	3	4	1	C5-391.05C-27 025M	50.0		27.0	25.0	25.0		56.0		80	80.00	0.68	17000
	32	3	4	1	C5-391.05C-32 040	50.0		32.0	40.0	40.0		63.0		80	180.00	1.14	16000
C6	16	3	4	2	C6-391.05C-16 040	63.0		16.0	40.0	10.0	40.0	32.0	63.0	80	22.00	1.00	20000
	22	3	4	1	C6-391.05C-22 025M	63.0		22.0	25.0	25.0		63.0		80	45.00	0.96	16000
	22	3	4	2	C6-391.05C-22 080	63.0		22.0	80.0	40.0	80.0	40.0	63.0	80	45.00	1.40	16000
	27	3	4	1	C6-391.05C-27 025M	63.0		27.0	25.0	25.0		63.0		80	80.00	1.01	17000
	27	3	4	2	C6-391.05C-27 080	63.0		27.0	80.0	55.0	80.0	50.0	63.0	80	80.00	1.60	17000
	32	3	4	1	C6-391.05C-32 025M	63.0		32.0	25.0	25.0		65.0		80	180.00	1.09	16000
	40S	3	4	1	C6-391.05C-40 050M	63.0	66.7	40.0	50.0	50.0		87.0		80	300.00	2.40	17000
C8	16	3	4	2	C8-391.05C-16 050	80.0		16.0	50.0	10.0	50.0	32.0	80.0	80	22.00	2.10	14000
	22	3	4	1	C8-391.05C-22 030M	80.0		22.0	30.0	30.0		80.0		80	45.00	1.86	14000
	22	3	4	2	C8-391.05C-22 090	80.0		22.0	90.0	45.0	90.0	40.0	80.0	80	45.00	2.40	14000
	27	3	4	1	C8-391.05C-27 030M	80.0		27.0	30.0	30.0		80.0		80	80.00	1.91	14000
	27	3	4	2	C8-391.05C-27 090	80.0		27.0	90.0	50.0	90.0	50.0	80.0	80	80.00	2.70	14000
	32	3	4	1	C8-391.05C-32 030M	80.0		32.0	30.0	30.0		80.0		80	180.00	2.02	14000
	40S	3	4	1	C8-391.05C-40 060M	80.0	66.7	40.0	60.0	60.0		87.0		80	300.00	3.47	14000
C10	27	3	4	2	C10-391.05C-27 075	100.0		27.0	75.0	29.0	75.0	60.0	100.0	80	80.00	4.52	10000
	32	3	4	2	C10-391.05C-32 075	100.0		32.0	75.0	33.0	75.0	78.0	100.0	80	180.00	5.04	10000
	40S	3	4	1	C10-391.05C-40 040M	100.0	66.7	40.0	40.0	40.0		100.0		80	300.00	3.95	10000

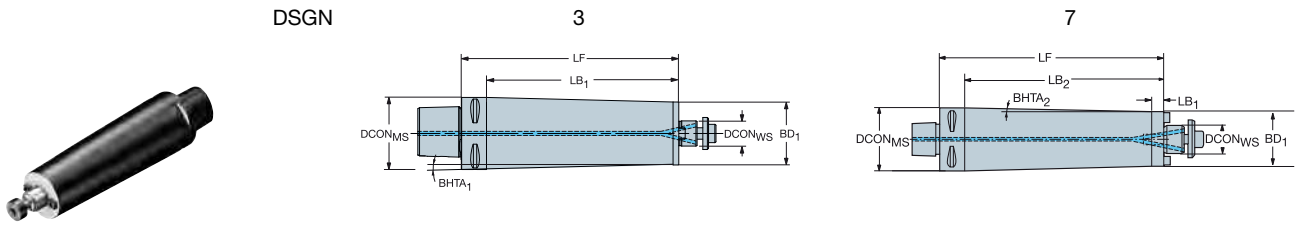


		Dimensiones, mm						
CZC _{MS}	CZC _{WS}	Código de pedido	DCON _{MS}	DBC	DCON _{WS}	LF	BD ₁	RPMX
C8	60	C8-391.05-60 060	80.0	101.6	60.0	60.0	130.0	180.00 6.03 14000
C10	60	C10-391.05-60 075	100.0	101.6	60.0	75.0	130.0 180.00 8.50 10000	

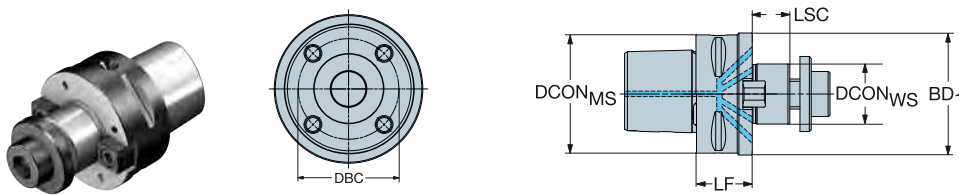
Para obtener información sobre piezas de repuesto, visite www.sandvik.coromant.com/es



Adaptador Coromant Capto® a árbol



										Dimensiones, mm										
CZC _{MS}	CZC _{WS}	CNSC	CXSC	DSGN	Código de pedido	DCON _{MS}	DCON _{WS}	LF	LB ₁	LB ₂	LB ₃	BD ₁	BD ₂	BD ₃	BHTA ₁	BHTA ₂	BAR	NM	KG	RPMX
C4	16	3	4	7	C4-391.05C-16 120	40.0	16.0	120.0	22.0	100.0	120.0	32.0	32.0	40.0	0°	2°	80	22.00	0.99	18000
C5	22	3	4	7	C5-391.05C-22 150	50.0	22.0	150.0	12.0	130.0	150.0	40.0	40.0	50.0	0°	2°	80	45.00	2.04	16000
C6	22	3	4	3	C6-391.05C-22 120	63.0	22.0	120.0	98.0	120.0		55.0	63.0		2°	0°	80	45.00	2.82	16000
	22	3	4	3	C6-391.05C-22 190	63.0	22.0	190.0	168.0	190.0		55.0	63.0		1°	0°	80	45.00	4.25	14000
C8	27	3	4	3	C8-391.05C-27 150	80.0	27.0	150.0	120.0	150.0		65.0	80.0		3°	0°	80	80.00	5.62	12000
	27	3	4	3	C8-391.05C-27 240	80.0	27.0	240.0	210.0	240.0		65.0	80.0		2°	0°	80	80.00	8.42	10000



										Dimensiones, mm									
CZC _{MS}	CZC _{WS}	CNSC	CXSC	Código de pedido	DCON _{MS}	DBC	DCON _{WS}	LSC	LF	BD ₁	BAR	NM	KG	RPMX					
C6	32	3	3	C6-391.07C-32 030	63.0		32.0	20	25.0	65.0	80	180.00	1.23	12000					
C8	40S	3	3	C8-391.07C-40 060	80.0	66.7	40.0	23	60.0	87.0	80	300.00	3.48	10000					

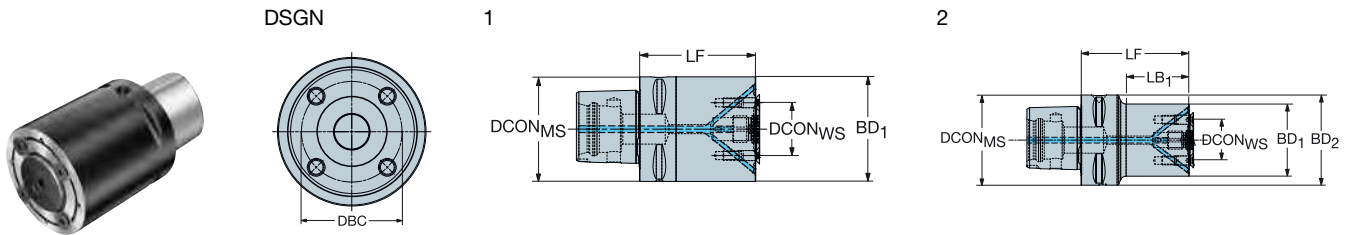
Suministro de refrigerante para CoroMill QD con bridas de sujeción. Para informarse sobre las bridas de sujeción, consulte la página M27.
Para obtener información sobre piezas de repuesto, visite www.sandvik.coromant.com/es



Coromant Capto® a eje, con adaptador de tornillos de transmisión

Para CoroMill® QD con suministro de refrigerante interior

SPA

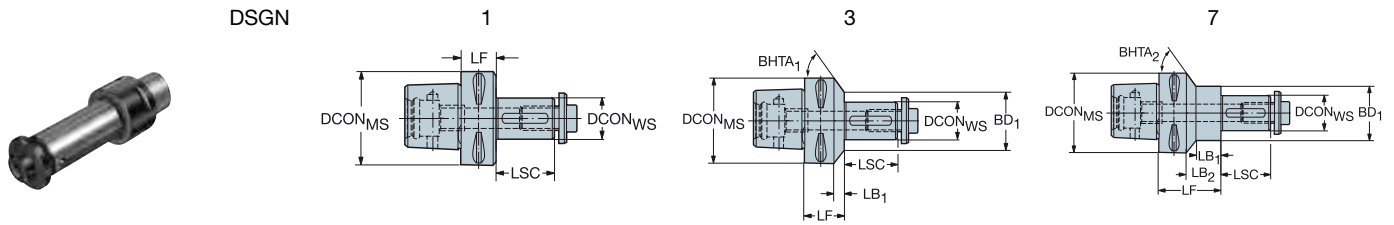


					Dimensiones, mm													
CZC _{MS}	CZC _{WS}	CNSC	CXSC	DSGN	Código de pedido	DCON _{MS}	DBC	DCON _{WS}	LSC	LF	LB ₁	LB ₂	BD ₁	BD ₂	BAR	NM	KG	RPMX
C3	X10	3	3	1	C3-X10-032-040	32.0	22.0	10.0	2	40.0	40.0		32.0	40.0	80	6.40	0.28	12000
C4	X10	3	3	2	C4-X10-032-050	40.0	22.0	10.0	2	50.0	25.5	50.0	32.0	40.0	80	6.40	0.46	12000
					C4-X22-040-050	40.0	32.0	22.0	2	50.0	50.0		40.0	80	3.90	0.56	11000	
C5	X22	3	3	2	C5-X22-040-060	50.0	32.0	22.0	2	60.0	35.0	60.0	40.0	50.0	80	3.90	0.85	11000
					C5-X32-063-070	50.0	45.0	32.0	2	70.0	70.0		63.0	80	6.40	1.64	10000	
C6	X32	3	3	1	C6-X32-063-070	63.0	45.0	32.0	2	70.0	70.0		63.0		80	6.40	1.93	10000
					C6-X40-080-090	63.0	63.0	40.0	2	90.0	90.0		80.0		80	70.00	3.46	8000
C8	X40	3	3	1	C8-X40-080-095	80.0	63.0	40.0	2	95.0	95.0		80.0		80	70.00	4.34	8000

Para obtener información sobre piezas de repuesto, visite www.sandvik.coromant.com/es

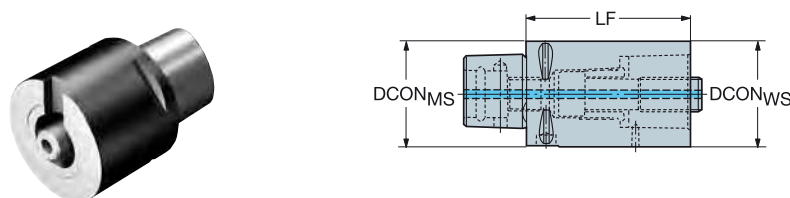


Coromant Capto® a adaptador de eje de fresa de fresado lateral y planeado



					Dimensiones, mm																
CZC _{MS}	CZC _{WS}	CNSC	CXSC	DSGN	Código de pedido	DCON _{MS}	DCON _{WS}	LSC	LF	LB ₁	LB ₂	LB ₃	BD ₁	BD ₂	BD ₃	BHTA ₁	BHTA ₂	(BAR)	(NM)	(KG)	RPMX
C3	16	3	1	3	C3-391.10-16 020	32.0	16.0	30	20.0	5.0	20.0		28.0	32.0		21°	0°	80	22.00	0.22	8000
C4	16	3	1	3	C4-391.10-16 025	40.0	16.0	30	25.0	5.0	25.0		28.0	40.0		50°	0°	80	22.00	0.37	8000
	22	3	1	3	C4-391.10-22 025	40.0	22.0	40	25.0	5.0	25.0		36.0	40.0		22°	0°	80	45.00	0.46	8000
	27	3	1	1	C4-391.10-27 025	40.0	27.0	60	25.0	25.0			40.0					80	80.00	0.62	7000
C5	22	3	1	3	C5-391.10-22 025	50.0	22.0	40	25.0	5.1	25.0		36.0	50.0		54°	0°	80	45.00	0.72	8000
	27	3	1	3	C5-391.10-27 025	50.0	27.0	60	25.0	5.0	25.0		43.0	50.0		35°	0°	80	80.00	0.83	7000
	32	3	1	1	C5-391.10-32 025	50.0	32.0	60	25.0	25.0			50.0					80	180.00	0.96	6000
C6	16	3	1	3	C6-391.10-16 030	63.0	16.0	30	30.0	7.8	30.0		28.0	63.0		66°	0°	80	22.00	0.97	10000
	22	3	1	3	C6-391.10-22 030	63.0	22.0	40	30.0	7.9	30.0		36.0	63.0		59°	0°	80	45.00	1.10	8000
	27	3	1	3	C6-391.10-27 030	63.0	27.0	60	30.0	7.8	30.0		43.0	63.0		52°	0°	80	80.00	1.25	7000
	32	3	1	3	C6-391.10-32 025	63.0	32.0	60	25.0	3.0	25.0		48.0	63.0		68°	0°	80	180.00	1.30	6000
	40	3	1	3	C6-391.10-40 025	63.0	40.0	60	25.0	3.0	25.0		56.0	63.0		49°	0°	80	300.00	1.57	5000
C8	22	3	1	3	C8-391.10-22 040	80.0	22.0	40	40.0	10.2	40.0		36.0	80.0		65°	0°	80	45.00	2.26	8000
	27	3	1	3	C8-391.10-27 030	80.0	27.0	60	30.0	7.8	30.0		43.0	80.0		67°	0°	80	80.00	2.00	7000
	32	3	1	3	C8-391.10-32 030	80.0	32.0	60	30.0	7.6	30.0		48.0	80.0		64°	0°	80	180.00	2.12	6000
	40	3	1	3	C8-391.10-40 030	80.0	40.0	60	30.0	7.9	30.0		56.0	80.0		56°	0°	80	300.00	2.38	5000
	50	3	1	3	C8-391.10-50 030	80.0	50.0	60	30.0	3.0	30.0		70.0	80.0		58°	0°	80	120.00	2.90	4500
	60	3	1	1	C8-391.10-60 030	80.0	60.0	60	30.0	30.0			80.0					80	180.00	3.51	4000
C10	32	3	1	7	C10-391.10-32 065	100.0	32.0	60	65.0	20.0	29.0	65.0	48.0	48.0	100.0	0°	71°	80	180.00	4.43	6000
	40	3	1	7	C10-391.10-40 070	100.0	40.0	60	70.0	25.0	34.0	70.0	56.0	56.0	100.0	0°	67°	80	300.00	4.87	5000
	50	3	1	7	C10-391.10-50 055	100.0	50.0	80	55.0	10.0	19.0	55.0	70.0	70.0	100.0	0°	59°	80	120.00	5.44	4500
	60	3	1	3	C10-391.10-60 040	100.0	60.0	90	40.0	4.0	40.0		84.0	100.0		63°	0°	80	180.00	5.93	4000

Coromant Capto® a adaptador VL



					Dimensiones, mm						
CZC _{MS}	CZC _{WS}	CNSC	CXSC	Código de pedido	DCON _{MS}	DCON _{WS}	LF	(BAR)	(NM)	(KG)	
C8	80	3	1	C8-391.01-V80 065	80.0	80.0	65.0	80	170.00	3.05	

Para obtener información sobre piezas de repuesto, visite www.sandvik.coromant.com/es



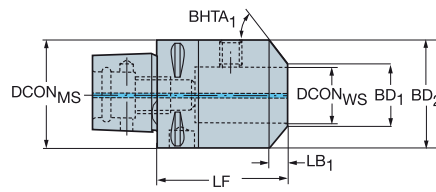
Coromant Capto® a Weldon, adaptador

Adaptador del lado de la pieza DIN 6535-HB y DIN 1835-B

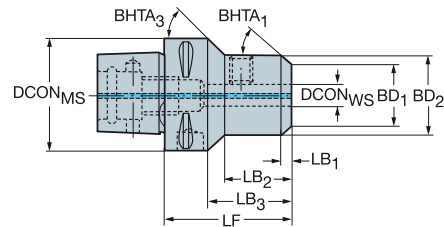


DSGN

3



14



CZC _{MS}	CZC _{WS}	CNSC	CXSC	DSGN	Código de pedido	Dimensiones, mm															RPMX	
						DCON _{MS}	DCON _{WS}	LF	LB ₁	LB ₂	LB ₃	LB ₄	BD ₁	BD ₂	BD ₃	BD ₄	BHTA ₁	BHTA ₃	(BAR)	(NM)		(KG)
C3	6	3	1	14	C3-391.20-06 045A	32.0	6.0	46.0	4.0	27.5	29.5	46.0	17.0	25.0	25.0	32.0	45°	60°	20	3.00	0.24	32000
	8	3	1	14	C3-391.20-08 045A	32.0	8.0	46.0	4.0	29.0	31.0	46.0	20.0	28.0	28.0	32.0	45°	45°	20	7.00	0.26	32000
	10	3	1	3	C3-391.20-10 050	32.0	10.0	50.0	4.0	50.0		27.0	35.0			45°		20	10.00	0.40	32000	
	12	3	1	3	C3-391.20-12 055	32.0	12.0	55.0	5.0	55.0		32.0	42.0			45°		20	12.00	0.51	32000	
C4	6	3	1	14	C4-391.20-06 050	40.0	6.0	50.0	4.0	25.5	29.8	50.0	17.0	25.0	25.0	40.0	45°	60°	20	3.00	0.40	30000
	8	3	1	14	C4-391.20-08 050	40.0	8.0	50.0	4.0	26.5	32.5	50.0	20.0	28.0	28.0	40.0	45°	45°	20	7.00	0.40	30000
	10	3	1	14	C4-391.20-10 050A	40.0	10.0	51.0	4.0	29.6	31.0	51.0	27.0	35.0	35.0	40.0	45°	60°	20	10.00	0.50	30000
	12	3	1	3	C4-391.20-12 055A	40.0	12.0	56.0	5.0	56.0		32.0	42.0			45°		20	12.00	0.61	30000	
	14	3	1	3	C4-391.20-14 055	40.0	14.0	55.0	5.0	55.0		34.0	44.0			45°		20	12.00	0.62	30000	
	16	3	1	3	C4-391.20-16 055	40.0	16.0	55.0	5.0	55.0		38.0	48.0			45°		20	15.00	0.70	30000	
C5	6	3	1	14	C5-391.20-06 050	50.0	6.0	50.0	4.0	25.5	30.0	50.0	17.0	25.0	25.0	50.0	45°	70°	20	3.00	0.62	28000
	8	3	1	14	C5-391.20-08 050	50.0	8.0	50.0	4.0	26.0	30.0	50.0	20.0	28.0	28.0	50.0	45°	70°	20	7.00	0.60	28000
	10	3	1	14	C5-391.20-10 055	50.0	10.0	55.0	4.0	27.5	35.0	55.0	27.0	35.0	35.0	50.0	45°	45°	20	10.00	0.72	28000
	12	3	1	14	C5-391.20-12 060	50.0	12.0	60.0	5.0	36.0	40.0	60.0	32.0	42.0	42.0	50.0	45°	45°	20	12.00	0.90	28000
	14	3	1	14	C5-391.20-14 060	50.0	14.0	60.0	5.0	37.0	40.0	60.0	34.0	44.0	44.0	50.0	45°	45°	20	12.00	0.90	28000
	16	3	1	14	C5-391.20-16 060	50.0	16.0	60.0	5.0	39.0	40.0	60.0	38.0	48.0	48.0	50.0	45°	45°	20	15.00	1.00	28000
	18	3	1	3	C5-391.20-18 060	50.0	18.0	60.0	5.0	60.0		40.0	50.0			45°		20	15.00	0.95	28000	
C6	6	3	1	14	C6-391.20-06 055	63.0	6.0	55.0	4.0	25.0	32.7	55.0	17.0	25.0	25.0	63.0	45°	68°	20	3.00	0.99	20000
	8	3	1	14	C6-391.20-08 055	63.0	8.0	55.0	4.0	26.0	33.1	55.0	20.0	28.0	28.0	63.0	45°	68°	20	7.00	1.00	20000
	10	3	1	14	C6-391.20-10 060	63.0	10.0	60.0	4.0	30.0	38.1	60.0	27.0	35.0	35.0	63.0	45°	60°	20	10.00	1.12	20000
	12	3	1	14	C6-391.20-12 060	63.0	12.0	60.0	5.0	33.0	37.9	60.0	32.0	42.0	42.0	63.0	45°	65°	20	12.00	1.20	20000
	14	3	1	14	C6-391.20-14 060	63.0	14.0	60.0	5.0	33.5	37.9	60.0	34.0	44.0	44.0	63.0	45°	65°	20	12.00	1.20	20000
C8	6	3	1	14	C8-391.20-06 070	80.0	6.0	70.0	4.0	27.0	40.0	70.0	17.0	25.0	25.0	80.0	45°	65°	20	3.00	2.18	14000
	8	3	1	14	C8-391.20-08 070	80.0	8.0	70.0	4.0	28.0	40.0	70.0	20.0	28.0	28.0	80.0	45°	65°	20	7.00	2.18	14000
	10	3	1	14	C8-391.20-10 070	80.0	10.0	70.0	4.0	29.5	40.0	70.0	27.0	35.0	35.0	80.0	45°	65°	20	10.00	2.22	14000
	12	3	1	14	C8-391.20-12 070	80.0	12.0	70.0	5.0	31.0	40.0	70.0	32.0	42.0	42.0	80.0	45°	65°	20	12.00	2.31	14000
	14	3	1	14	C8-391.20-14 070	80.0	14.0	70.0	5.0	31.6	40.0	70.0	34.0	44.0	44.0	80.0	45°	65°	20	12.00	2.38	14000
	16	3	1	14	C8-391.20-16 070	80.0	16.0	70.0	5.0	33.0	40.0	70.0	38.0	48.0	48.0	80.0	45°	65°	20	15.00	2.38	14000
	18	3	1	14	C8-391.20-18 070	80.0	18.0	70.0	5.0	33.0	40.0	70.0	40.0	50.0	50.0	80.0	45°	65°	20	15.00	2.40	14000
	20	3	1	14	C8-391.20-20 070	80.0	20.0	70.0	5.0	35.5	40.0	70.0	42.0	52.0	52.0	80.0	45°	70°	20	20.00	2.39	14000
	25	3	1	14	C8-391.20-25 080	80.0	25.0	80.0	8.0	53.7	58.0	80.0	49.0	65.0	65.0	80.0	45°	60°	20	25.00	2.73	14000
	32	3	1	14	C8-391.20-32 080	80.0	32.0	80.0	8.0	55.7	58.0	80.0	56.0	72.0	72.0	80.0	45°	60°	20	45.00	2.88	14000
40	3	1	3	C8-391.20-40 110	80.0	40.0	110.0	8.0	110.0		74.0	90.0			45°		20	45.00	5.05	14000		
50	3	1	3	C8-391.20-50 120	80.0	50.0	120.0	8.0	120.0		84.0	100.0			45°		20	60.00	5.91	14000		

Para obtener información sobre piezas de repuesto, visite www.sandvik.coromant.com/es

M1

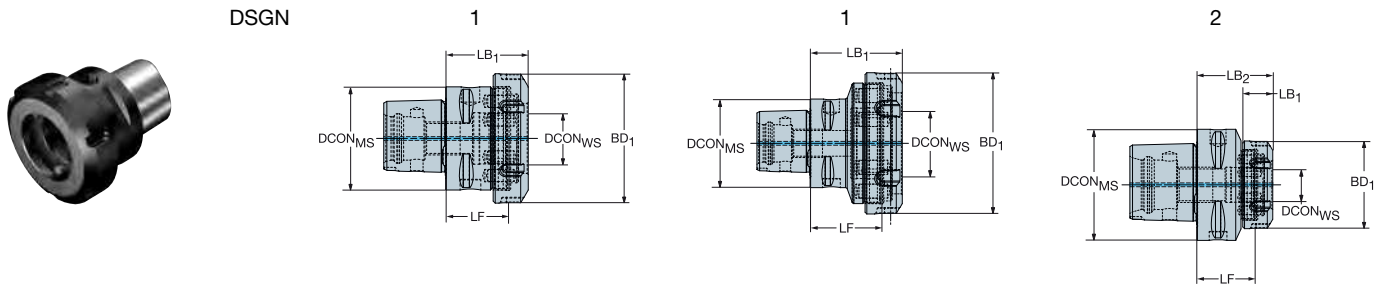


N23



N15

Coromant Capto® a MDI, adaptador



					Dimensiones, mm												
CZC _{MS}	CZC _{WS}	CNSC	CXSC	DSGN	Código de pedido	DCON _{MS}	DCON _{WS}	LF	LB ₁	LB ₂	BD ₁	BD ₂	BAR	NM	KG	RPMX	
C3	MDI-20	3	1	1	C3-DM20-N-032	32.0	20.0	32.0	42.0		49.7		80	135.00	0.31	55000	
C4	MDI-20	3	1	1	C4-DM20-N-028	40.0	20.0	28.0	38.0		49.7		80	135.00	0.40	39000	
	MDI-25	3	1	1	C4-DM25-N-035	40.0	25.0	35.0	45.0		62.7		80	170.00	0.58	39000	
C5	MDI-32	3	1	1	C4-DM32-N-042	40.0	32.0	42.0	52.0		67.7		80	200.00	0.71	39000	
	MDI-20	3	1	2	C5-DM20-N-028	50.0	20.0	28.0	18.0	38.0	49.7	50.0	80	135.00	0.57	28000	
	MDI-25	3	1	1	C5-DM25-N-030	50.0	25.0	30.0	40.0		62.7		80	170.00	0.67	28000	
C6	MDI-32	3	1	1	C5-DM32-N-035	50.0	32.0	35.0	45.0		67.7		80	200.00	0.77	28000	
	MDI-40	3	1	1	C5-DM40-N-040	50.0	40.0	40.0	52.0		79.7		80	230.00	1.00	28000	
	MDI-20	3	1	2	C6-DM20-N-033	63.0	20.0	33.0	18.0	43.0	49.7	63.0	80	135.00	0.96	20000	
	MDI-25	3	1	2	C6-DM25-N-030	63.0	25.0	30.0	18.0	40.0	62.7	63.0	80	170.00	1.00	20000	
C8	MDI-32	3	1	1	C6-DM32-N-030	63.0	32.0	30.0	40.0		67.7		80	200.00	0.99	20000	
	MDI-40	3	1	1	C6-DM40-N-040	63.0	40.0	40.0	52.0		79.7		80	230.00	1.34	20000	
C8	MDI-32	3	1	2	C8-DM32-N-040	80.0	32.0	40.0	18.0	50.0	67.7	80.0	80	200.00	2.01	14000	
	MDI-40	3	1	2	C8-DM40-N-040	80.0	40.0	40.0	22.0	52.0	79.7	80.0	80	230.00	2.09	14000	

Para obtener información sobre piezas de repuesto, visite www.sandvik.coromant.com/es



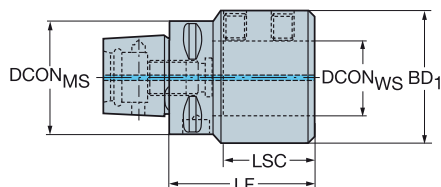
ADAPTADORES DE HERRAMIENTAS ROTATIVAS Adaptador de máquina Coromant Capto®

Coromant Capto® a ISO 9766, adaptador

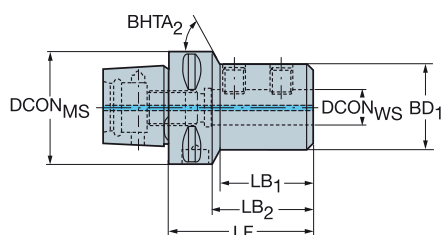


DSGN

1



7



						Dimensiones, mm															
CZC _{MS}	CZC _{WS}	CNSC	CXSC	DSGN	Código de pedido	DCON _{MS}	DCON _{WS}	LSC	LF	LB ₁	LB ₂	LB ₃	BD ₁	BD ₂	BD ₃	BHTA ₂	BAR	NM	KG	RPMX	
C3	16	3	1	1	C3-391.27-16 056	32.0	16.0	49	56.0	56.0				36.0				20	10.00	0.40	32000
	20	3	1	1	C3-391.27-20 060	32.0	20.0	51	60.0	60.0				40.0				20	12.00	0.46	32000
	25	3	1	1	C3-391.27-25 080	32.0	25.0	57	80.0	80.0				45.0				20	20.00	0.70	32000
C4	16	3	1	7	C4-391.27-16 056	40.0	16.0	49	56.0	32.5	36.0	56.0	36.0	36.0	40.0	30°		20	10.00	0.49	30000
	20	3	1	1	C4-391.27-20 060	40.0	20.0	51	60.0	60.0				40.0				20	12.00	0.55	30000
	25	3	1	1	C4-391.27-25 077	40.0	25.0	57	77.0	77.0				45.0				20	20.00	0.75	30000
	32	3	1	1	C4-391.27-32 088	40.0	32.0	61	88.0	88.0				52.0				20	30.00	0.99	30000
C5	16	3	1	7	C5-391.27-16 065	50.0	16.0	49	65.0	41.7	45.0	65.0	36.0	36.0	50.0	65°		20	10.00	0.75	28000
	20	3	1	7	C5-391.27-20 060	50.0	20.0	51	60.0	37.7	40.0	60.0	40.0	40.0	50.0	65°		20	12.00	0.74	28000
	25	3	1	7	C5-391.27-25 071	50.0	25.0	57	71.0	46.7	51.0	71.0	45.0	45.0	50.0	30°		20	20.00	0.46	28000
	32	3	1	1	C5-391.27-32 075	50.0	32.0	61	75.0	75.0				52.0				20	30.00	0.97	28000
	40	3	1	1	C5-391.27-40 100	50.0	40.0	71	100.0	100.0				65.0				20	40.00	1.79	28000
C6	16	3	1	7	C6-391.27-16 070	63.0	16.0	49	70.0	43.0	47.9	70.0	36.0	36.0	63.0	70°		20	10.00	1.14	20000
	20	3	1	7	C6-391.27-20 070	63.0	20.0	51	70.0	43.8	48.0	70.0	40.0	40.0	63.0	70°		20	12.00	1.18	20000
	25	3	1	7	C6-391.27-25 070A	63.0	25.0	57	72.0	45.8	50.0	72.0	45.0	45.0	63.0	65°		20	20.00	1.23	20000
	32	3	1	7	C6-391.27-32 075	63.0	32.0	61	75.0	49.8	53.0	75.0	52.0	52.0	63.0	60°		20	30.00	1.30	20000
	40	3	1	1	C6-391.27-40 085	63.0	40.0	71	85.0	85.0				65.0				20	40.00	1.74	20000
	50	3	1	1	C6-391.27-50 115	63.0	50.0	81	115.0	115.0				75.0				20	45.00	2.70	20000
C8	16	3	1	7	C8-391.27-16 080	80.0	16.0	49	80.0	42.0	50.0	80.0	36.0	36.0	80.0	70°		20	10.00	2.25	14000
	20	3	1	7	C8-391.27-20 080	80.0	20.0	51	80.0	43.8	49.9	80.0	40.0	40.0	80.0	73°		20	12.00	2.26	14000
	25	3	1	7	C8-391.27-25 085	80.0	25.0	57	85.0	49.8	55.1	85.0	45.0	45.0	80.0	73°		20	20.00	2.32	14000
	32	3	1	7	C8-391.27-32 090	80.0	32.0	61	90.0	53.8	60.0	90.0	52.0	52.0	80.0	66°		20	30.00	2.46	14000
	40	3	1	7	C8-391.27-40 095	80.0	40.0	71	95.0	62.8	65.1	95.0	65.0	65.0	80.0	73°		20	40.00	2.78	14000
	50	3	1	7	C8-391.27-50 100	80.0	50.0	81	100.0	68.6	70.0	100.0	75.0	75.0	80.0	61°		20	45.00	2.94	14000

Para obtener información sobre piezas de repuesto, visite www.sandvik.coromant.com/es



M1

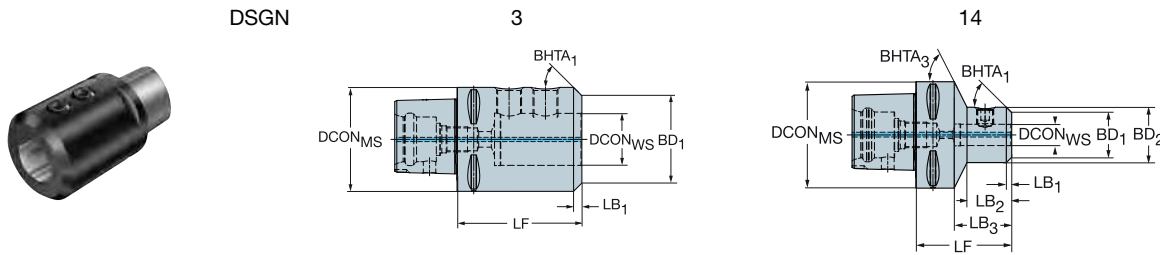


N23



N15

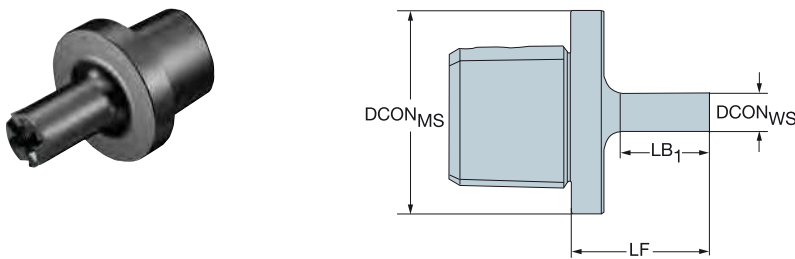
Coromant Capto® a Weldon / ISO 9766, adaptador



		Dimensiones, mm																				
CZC _{MS}	CZC _{WS}	CNSC	CXSC	DSGN	Código de pedido	DCON _{MS}	DCON _{WS}	LF	LB ₁	LB ₂	LB ₃	LB ₄	BD ₁	BD ₂	BD ₃	BD ₄	BHTA ₁	BHTA ₃	BAR	NM	KG	RPMX
C10	20	3	1	14	C10-391.23-20 090	100.0	20.0	90.0	5.0	42.0	54.0	90.0	42.0	52.0	52.0	100.0	45°	63°	20	20.00	4.00	10000
	25	3	1	14	C10-391.23-25 105	100.0	25.0	105.0	8.0	61.0	69.0	105.0	49.0	65.0	65.0	100.0	45°	65°	20	25.00	5.09	10000
	32	3	1	14	C10-391.23-32 110	100.0	32.0	110.0	8.0	66.0	74.0	110.0	56.0	72.0	72.0	100.0	45°	60°	20	45.00	5.41	10000
	40	3	1	14	C10-391.23-40 115	100.0	40.0	115.0	8.0	76.0	79.0	115.0	74.0	90.0	90.0	100.0	45°	59°	20	45.00	6.58	10000
	50	3	1	3	C10-391.23-50 120	100.0	50.0	120.0	8.0	120.0			84.0	100.0			45°		20	60.00	7.20	10000

Coromant Capto® a CoroMill® 327, adaptador

Diseño corto, solo para sujeción de segmentos



		Dimensiones, mm												
CZC _{MS}	CZC _{WS}	Código de pedido	DCON _{MS}	DCON _{WS}	LF	LB ₁	NM	KG	RPMX					
C3	09	C3-391.327-09 035	32.0	9.0	35.0	22.0	4.30	0.14	55000					
C4	09	C4-391.327-09 035	40.0	9.0	35.0	22.0	4.30	0.21	39000					
		C4-391.327-12 043	40.0	12.0	43.0	30.0	6.50	0.29	39000					
C5	12	C5-391.327-12 043	50.0	12.0	43.0	30.0	6.50	0.41	28000					
		C5-391.327-14 048	50.0	14.3	48.0	35.0	6.50	0.43	28000					

Para obtener información sobre piezas de repuesto, visite www.sandvik.coromant.com/es

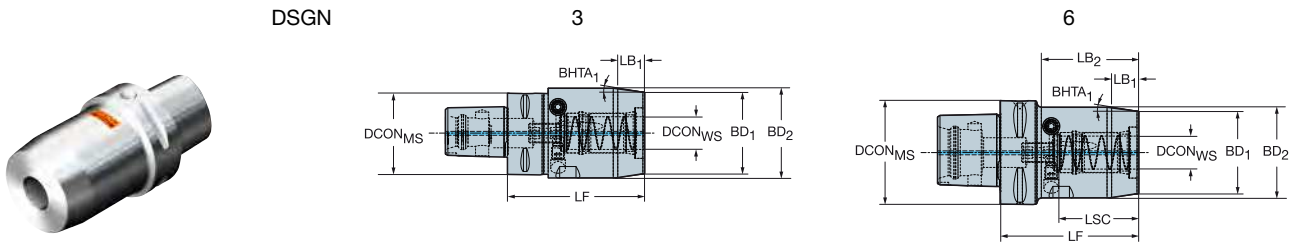


ADAPTADORES DE HERRAMIENTAS ROTATIVAS

Adaptador de máquina Coromant Capto®

Coromant Capto® a CoroChuck™ 930

Diseño de mecanizado pesado



		Dimensiones, mm																		
CZC _{MS}	CZC _{WS}	CNSC	CXSC	DSGN	Código de pedido	DCON _{MS}	DCON _{WS}	LSC	LF	LB ₁	LB ₂	LB ₃	BD ₁	BD ₂	BD ₃	BHTA ₁	BAR	NM	KG	RPMX
C4	20	3	1	3	930-C4-HD-20-084	40.0	20.0	51	84.0	17.8	84.0		50.0	55.0		8°	80	10.00	1.25	39000
C5	20	3	1	3	930-C5-HD-20-082	50.0	20.0	51	82.0	17.8	82.0		50.0	55.0		8°	80	10.00	1.40	28000
	25	3	1	3	930-C5-HD-25-088	50.0	25.0	57	88.0	18.8	88.0		57.0	65.0		12°	80	10.00	1.86	28000
C6	20	3	1	6	930-C6-HD-20-084	63.0	20.0	51	84.0	17.8	59.0	84.0	50.0	55.0	63.0	8°	80	10.00	1.76	20000
	25	3	1	3	930-C6-HD-25-087	63.0	25.0	57	87.0	18.8	87.0		57.0	65.0		12°	80	10.00	2.16	20000
	25	3	1	3	930-C6-HD-25-150	63.0	25.0	57	150.0	18.8	150.0		57.0	65.0		12°	80	10.00	3.63	20000
C8	20	3	1	3	930-C6-HD-32-091	63.0	32.0	61	91.0	18.8	91.0		68.0	76.0		12°	80	10.00	2.75	20000
	20	3	1	6	930-C8-HD-20-097	80.0	20.0	51	97.0	17.8	62.0	97.0	50.0	55.0	80.0	8°	80	10.00	2.88	14000
	25	3	1	6	930-C8-HD-25-097	80.0	25.0	57	97.0	18.8	63.0	97.0	57.0	65.0	80.0	12°	80	10.00	3.22	14000
	32	3	1	6	930-C8-HD-32-085	80.0	32.0	61	85.0	18.8	53.3	85.0	67.8	76.0	80.0	12°	80	10.00	3.25	14000
C10	32	3	1	6	930-C8-HD-32-180	80.0	32.0	61	180.0	18.8	148.0	180.0	68.0	76.0	80.0	12°	80	10.00	6.54	14000
	20	3	1	6	930-C10-HD-20-102	100.0	20.0	51	102.0	17.8	59.0	102.0	50.0	55.0	100.0	8°	80	10.00	4.49	10000
	25	3	1	6	930-C10-HD-25-105	100.0	25.0	57	105.0	18.8	63.0	105.0	57.0	65.0	100.0	12°	80	10.00	4.89	10000
	32	3	1	6	930-C10-HD-32-098	100.0	32.0	61	98.0	18.8	56.2	98.0	67.8	76.0	100.0	12°	80	10.00	5.14	10000

Para obtener información sobre piezas de repuesto, visite www.sandvik.coromant.com/es



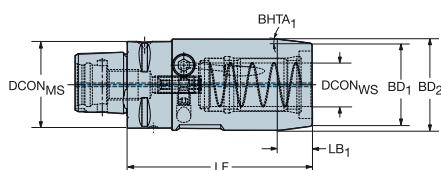
Coromant Capto® a CoroChuck™ 930

Diseño delgado

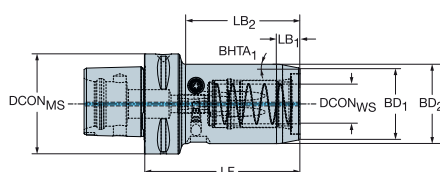


DSGN

3



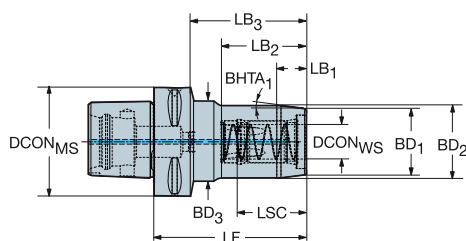
6



						Dimensiones, mm																
CZC _{MS}	CZC _{WS}	CNSC	CXSC	DSGN	Código de pedido	DCON _{MS}	DCON _{WS}	LSC	LF	LB ₁	LB ₂	LB ₃	BD ₁	BD ₂	BD ₃	BHTA ₁	BAR	NM	KG	RPMX		
C3	6	3	1	6	930-C3-S-06-064	32.0	6.0	37	64.0	11.3	33.2	64.0	22.0	26.0	32.0	10°	80	8.00	0.32	55000		
	8	3	1	6	930-C3-S-08-065	32.0	8.0	37	65.0	11.3	35.3	65.0	24.0	28.0	32.0	10°	80	8.00	0.36	55000		
	10	3	1	6	930-C3-S-10-070	32.0	10.0	41	70.0	11.3	39.6	70.0	26.0	30.0	32.0	10°	80	8.00	0.38	55000		
	12	3	1	3	930-C3-S-12-074	32.0	12.0	46	74.0	11.3	74.0		28.0	32.0		10°	80	8.00	0.45	55000		
C4	6	3	1	6	930-C4-S-06-066	40.0	6.0	37	66.0	11.3	30.2	66.0	22.0	26.0	40.0	10°	80	8.00	0.48	39000		
	8	3	1	6	930-C4-S-08-066	40.0	8.0	37	66.0	11.3	30.2	66.0	24.0	28.0	40.0	10°	80	8.00	0.50	39000		
	10	3	1	6	930-C4-S-10-072	40.0	10.0	41	72.0	11.3	34.2	72.0	26.0	30.0	40.0	10°	80	8.00	0.55	39000		
	12	3	1	6	930-C4-S-12-080A	40.0	12.0	46	80.0	11.3	40.0	80.0	28.0	32.0	40.0	15°	80	8.00	0.65	39000		
	20	3	1	3	930-C4-S-20-090A	40.0	20.0	51	90.0	16.0	90.0		38.0	42.0		7°	80	8.00	0.85	39000		
C5	6	3	1	6	930-C5-S-06-068	50.0	6.0	37	68.0	11.3	30.2	68.0	22.0	26.0	50.0	10°	80	8.00	0.75	28000		
	8	3	1	6	930-C5-S-08-070	50.0	8.0	37	70.0	11.3	32.2	70.0	24.0	28.0	50.0	10°	80	8.00	0.77	28000		
	10	3	1	6	930-C5-S-10-072	50.0	10.0	41	72.0	11.3	34.2	72.0	26.0	30.0	50.0	10°	80	8.00	0.80	20000		
	12	3	1	6	930-C5-S-12-075	50.0	12.0	46	75.0	11.3	38.2	75.0	28.0	32.0	50.0	10°	80	8.00	0.85	28000		
	20	3	1	6	930-C5-S-20-085	50.0	20.0	51	85.0	16.0	49.2	85.0	38.0	42.0	50.0	7°	80	8.00	1.04	28000		
	20	3	1	6	930-C5-S-20-125	50.0	20.0	51	125.0	16.0	49.2	125.0	38.0	42.0	50.0	7°	80	8.00	1.63	28000		
C6	25	3	1	3	930-C5-S-25-091	50.0	25.0	57	91.0	12.9	91.0		45.0	50.0		11°	80	8.00	1.28	28000		
	25	3	1	6	930-C6-S-25-098	63.0	25.0	57	98.0	12.9	72.1	98.0	45.0	50.0	63.0	11°	80	8.00	1.70	20000		
C8	25	3	1	6	930-C8-S-25-108	80.0	25.0	57	108.0	12.9	72.0	108.0	45.0	50.0	80.0	11°	80	8.00	2.74	14000		

DSGN

10



						Dimensiones, mm																
CZC _{MS}	CZC _{WS}	CNSC	CXSC	DSGN	Código de pedido	DCON _{MS}	DCON _{WS}	LSC	LF	LB ₁	LB ₂	LB ₃	BD ₁	BD ₂	BD ₃	BHTA ₁	BAR	NM	KG	RPMX		
C6	6	3	1	10	930-C6-S-06-074	63.0	6.0	37	74.0	11.3	30.2	48.1	22.0	26.0	50.0	10°	80	8.00	1.15	20000		
	8	3	1	10	930-C6-S-08-076	63.0	8.0	37	76.0	11.3	32.2	50.1	24.0	28.0	50.0	10°	80	8.00	1.17	20000		
	10	3	1	10	930-C6-S-10-078	63.0	10.0	41	78.0	11.3	34.2	52.1	26.0	30.0	50.0	10°	80	8.00	1.20	20000		
	12	3	1	10	930-C6-S-12-082	63.0	12.0	46	82.0	11.3	38.2	56.0	28.0	32.0	50.0	10°	80	8.00	1.26	20000		
	20	3	1	10	930-C6-S-20-091	63.0	20.0	51	91.0	16.0	49.2	65.1	38.0	42.0	50.0	7°	80	8.00	1.45	20000		
C8	20	3	1	10	930-C6-S-20-150	63.0	20.0	51	150.0	16.0	49.2	66.8	38.0	42.0	50.0	7°	80	8.00	2.55	20000		
	12	3	1	10	930-C8-S-12-094	80.0	12.0	46	94.0	11.3	38.2	59.0	28.0	32.0	50.0	10°	80	8.00	2.36	14000		
	20	3	1	10	930-C8-S-20-103	80.0	20.0	51	103.0	16.0	49.2	68.0	38.0	42.0	50.0	7°	80	8.00	2.54	14000		
	20	3	1	10	930-C8-S-20-175	80.0	20.0	51	175.0	16.0	49.2	70.0	38.0	42.0	50.0	7°	80	8.00	4.39	14000		

Para obtener información sobre piezas de repuesto, visite www.sandvik.coromant.com/es



ADAPTADORES DE HERRAMIENTAS ROTATIVAS

Adaptador de máquina Coromant Capto®

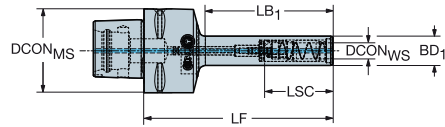
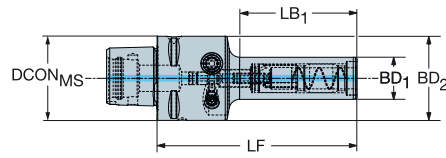
Coromant Capto® a CoroChuck™ 930

Diseño tipo lápiz

DSGN

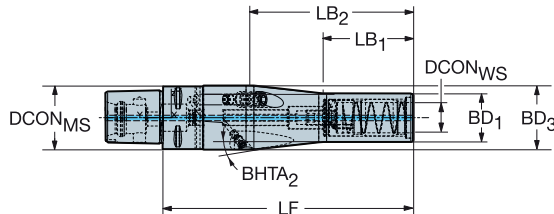
2

5



Dimensiones, mm

CZC _{MS}	CZC _{WS}	CNSC	CXSC	DSGN	Código de pedido	DCON _{MS}	DCON _{WS}	LSC	LF	LB ₁	LB ₂	LB ₃	BD ₁	BD ₂	BD ₃	BAR	NM	KG	RPMX
C4	6	3	1	2	930-C4-P-06-085	40.0	6.0	37	85.0	45.8	85.0		14.5	40.0		80	8.00	0.42	39000
	8	3	1	2	930-C4-P-08-085	40.0	8.0	37	85.0	45.8	85.0		17.5	40.0		80	8.00	0.45	39000
	10	3	1	2	930-C4-P-10-095	40.0	10.0	41	95.0	55.8	95.0		20.0	40.0		80	8.00	0.50	39000
	10	3	1	2	930-C4-P-10-135	40.0	10.0	41	135.0	95.8	135.0		20.0	40.0		80	8.00	0.59	39000
	12	3	1	2	930-C4-P-12-100	40.0	12.0	46	100.0	60.8	100.0		22.0	40.0		80	8.00	0.56	39000
	12	3	1	2	930-C4-P-12-135	40.0	12.0	46	135.0	95.8	135.0		22.0	40.0		80	8.00	0.66	39000
C5	6	3	1	5	930-C5-P-06-088	50.0	6.0	37	88.0	47.9	65.0	88.0	14.5	40.0	50.0	80	8.00	0.67	28000
	8	3	1	5	930-C5-P-08-088	50.0	8.0	37	88.0	45.8	64.9	88.0	17.5	40.0	50.0	80	8.00	0.65	28000
	10	3	1	5	930-C5-P-10-098	50.0	10.0	41	98.0	55.8	74.9	98.0	20.0	40.0	50.0	80	8.00	0.70	28000
	10	3	1	5	930-C5-P-10-138	50.0	10.0	41	138.0	95.8	114.9	138.0	20.0	40.0	50.0	80	8.00	0.80	28000
	12	3	1	5	930-C5-P-12-103	50.0	12.0	46	103.0	60.8	80.0	103.0	22.0	40.0	50.0	80	8.00	0.78	28000
	12	3	1	5	930-C5-P-12-138	50.0	12.0	46	138.0	95.8	115.0	138.0	22.0	40.0	50.0	80	8.00	0.88	28000
C6	6	3	1	5	930-C6-P-06-091	63.0	6.0	37	91.0	47.9	64.9	91.0	14.5	40.0	63.0	80	8.00	1.03	20000
	8	3	1	5	930-C6-P-08-091	63.0	8.0	37	91.0	45.8	64.9	91.0	17.5	40.0	63.0	80	8.00	1.00	20000
	10	3	1	5	930-C6-P-10-102	63.0	10.0	41	102.0	55.8	75.0	102.0	20.0	40.0	63.0	80	8.00	1.07	20000
	10	3	1	5	930-C6-P-10-142	63.0	10.0	41	142.0	95.8	115.0	142.0	20.0	40.0	63.0	80	8.00	1.16	20000
	12	3	1	5	930-C6-P-12-107	63.0	12.0	46	107.0	60.8	80.0	107.0	22.0	40.0	63.0	80	8.00	1.14	20000
	12	3	1	5	930-C6-P-12-142	63.0	12.0	46	142.0	95.8	115.0	142.0	22.0	40.0	63.0	80	8.00	1.25	20000
C8	12	3	1	5	930-C8-P-12-120	80.0	12.0	46	120.0	60.8	83.0	120.0	22.0	40.0	80.0	80	8.00	2.23	14000
	12	3	1	5	930-C8-P-12-155	80.0	12.0	46	155.0	95.8	118.0	155.0	22.0	40.0	80.0	80	8.00	2.38	14000



Dimensiones, mm

CZC _{MS}	CZC _{WS}	CNSC	CXSC	Código de pedido	DCON _{MS}	DCON _{WS}	LSC	LF	LB ₁	LB ₂	BD ₁	BD ₃	BHTA ₂	BAR	NM	KG	RPMX
C4	20	3	1	930-C4-P-20-160	40.0	20.0	51	160.0	60.0	108.0	32.0	42.0	5°	80	8.00	1.22	39000

Para obtener información sobre piezas de repuesto, visite www.sandvik.coromant.com/es

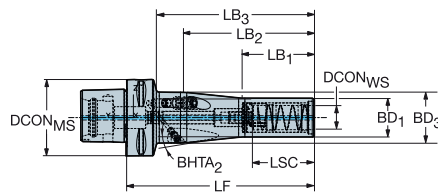


Coromant Capto® a CoroChuck™ 930

Diseño tipo lápiz

DSGN

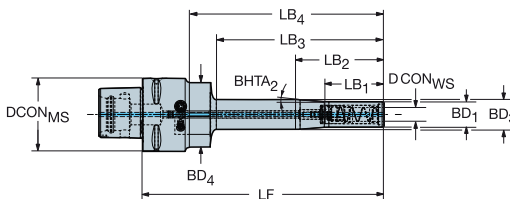
11



					Dimensiones, mm														
CZC _{MS}	CZC _{WS}	CNSC	CXSC	DSGN	Código de pedido	DCON _{MS}	DCON _{WS}	LSC	LF	LB ₁	LB ₂	LB ₃	BD ₁	BD ₃	BHTA ₂	BAR	NM	KG	RPMX
C4	12	3	1	11	930-C4-P-12-185	40.0	12.0	46	185.0	50.0	75.0	145.8	22.0	26.0	4°	80	8.00	0.94	39000
C5	20	3	1	11	930-C5-P-20-151	50.0	20.0	51	151.0	60.0	108.0	128.0	32.0	42.0	6°	80	8.00	1.32	28000
					930-C5-P-20-231	50.0	20.0	51	231.0	60.0	188.0	208.0	32.0	42.0	2°	80	8.00	2.00	28000
C6	20	3	1	11	930-C6-P-20-155	63.0	20.0	51	155.0	60.0	108.0	128.1	32.0	42.0	6°	80	8.00	1.68	20000
					930-C6-P-20-235	63.0	20.0	51	235.0	60.0	188.0	208.1	32.0	42.0	2°	80	8.00	2.38	20000
C8	20	3	1	11	930-C8-P-20-165	80.0	20.0	51	165.0	60.0	108.0	128.1	32.0	42.0	6°	80	8.00	2.80	14000
					930-C8-P-20-245	80.0	20.0	51	245.0	60.0	188.0	208.1	32.0	42.0	2°	80	8.00	3.44	14000

DSGN

17



					Dimensiones, mm																
CZC _{MS}	CZC _{WS}	CNSC	CXSC	DSGN	Código de pedido	DCON _{MS}	DCON _{WS}	LSC	LF	LB ₁	LB ₂	LB ₃	LB ₄	BD ₁	BD ₃	BD ₄	BHTA ₂	BAR	NM	KG	RPMX
C5	12	3	1	17	930-C5-P-12-188	50.0	12.0	46	188.0	50.0	75.0	145.8	167.0	22.0	26.0	40.0	4°	80	8.00	1.18	28000
C6	12	3	1	17	930-C6-P-12-192	63.0	12.0	46	192.0	50.0	75.0	145.8	167.0	22.0	26.0	40.0	4°	80	8.00	1.57	20000
C8	12	3	1	17	930-C8-P-12-205	80.0	12.0	46	205.0	50.0	75.0	145.8	170.0	22.0	26.0	40.0	4°	80	8.00	2.63	14000

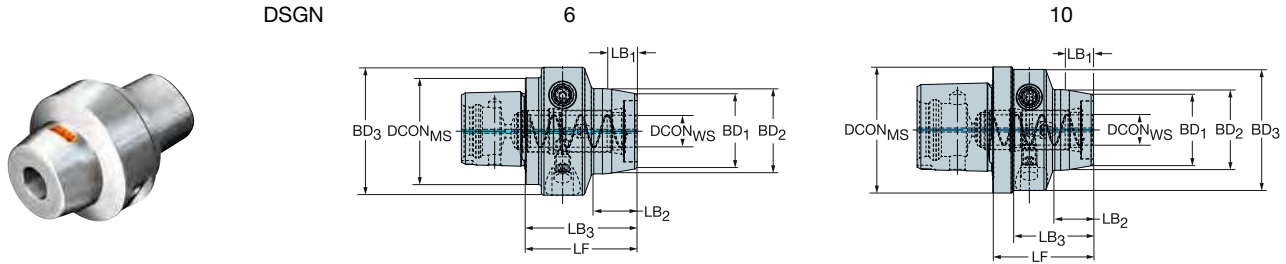
Para obtener información sobre piezas de repuesto, visite www.sandvik.coromant.com/es



Coromant Capto® a CoroChuck™ 930

Para portaherramientas motorizados

Solo para sujeción por segmento y cambio de herramienta manual



		Dimensiones, mm																			
CZC _{MS}	CZC _{WS}	CNSC	CXSC	DSGN	Código de pedido	DCON _{MS}	DCON _{WS}	LSC	LF	LB ₁	LB ₂	LB ₃	LB ₄	BD ₁	BD ₂	BD ₃	BD ₄	BHTA ₁	BAR	KG	RPMX
C3	12	3	1	6	930-C3-T-12-046	32.0	12.0	46	46.0	11.3	22.8	46.0		28.0	32.0	48.0		10°	80	0.39	10000
C4	12	3	1	6	930-C4-T-12-042	40.0	12.0	46	42.0	11.3	17.0	42.0		28.0	32.0	48.0		10°	80	0.46	10000
	20	3	1	6	930-C4-T-20-058	40.0	20.0	51	58.0	16.0	34.3	58.0		38.1	42.0	57.0		7°	80	0.70	10000
C5	12	3	1	10	930-C5-T-12-040	50.0	12.0	46	40.0	11.3	16.1	32.0	40.0	28.0	32.0	48.0	50.0	10°	80	0.56	10000
	20	3	1	6	930-C5-T-20-046	50.0	20.0	51	46.0	11.3	22.1	46.0		38.1	42.0	57.0		10°	80	0.68	10000

Para obtener información sobre piezas de repuesto, visite www.sandvik.coromant.com/es



M1



N23



N6

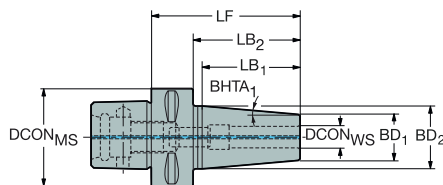


N15



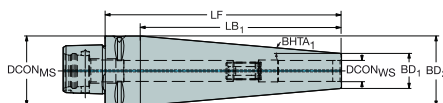
N4

Coromant Capto® a adaptador portapinzas de ajuste por contracción térmica



Diseño corto

				Dimensiones, mm													
CZC _{MS}	CZC _{WS}	CNSC	CXSC	Código de pedido	DCON _{MS}	DCON _{WS}	LF	LB ₁	LB ₂	BD ₁	BD ₂	BHTA ₁	(BAR)	(KG)	RPMX		
C4	6	3	1	C4-391.19-06 075	40.0	6.0	75.0	44.1	55.0	20.0	27.0	4°	80	0.43	39000		
	8	3	1	C4-391.19-08 075	40.0	8.0	75.0	44.1	55.0	20.0	27.0	4°	80	0.45	39000		
	10	3	1	C4-391.19-10 075	40.0	10.0	75.0	50.5	55.0	24.0	32.0	4°	80	0.52	39000		
	12	3	1	C4-391.19-12 075	40.0	12.0	75.0	50.5	55.0	24.0	32.0	4°	80	0.50	39000		
	14	3	1	C4-391.19-14 080	40.0	14.0	80.0	44.1	60.0	27.0	34.0	4°	80	0.58	39000		
	16	3	1	C4-391.19-16 080	40.0	16.0	80.0	44.1	60.0	27.0	34.0	4°	80	0.56	39000		
C5	6	3	1	C5-391.19-06 075	50.0	6.0	75.0	44.1	55.0	20.0	27.0	4°	80	0.64	28000		
	8	3	1	C5-391.19-08 075	50.0	8.0	75.0	43.9	55.0	20.0	27.0	4°	80	0.63	28000		
	10	3	1	C5-391.19-10 075	50.0	10.0	75.0	50.2	55.0	24.0	32.0	4°	80	0.70	28000		
	12	3	1	C5-391.19-12 075	50.0	12.0	75.0	50.2	55.0	24.0	32.0	4°	80	0.68	28000		
	14	3	1	C5-391.19-14 080	50.0	14.0	80.0	44.1	60.0	27.0	34.0	4°	80	0.76	28000		
	16	3	1	C5-391.19-16 080	50.0	16.0	80.0	44.1	60.0	27.0	34.0	4°	80	0.73	28000		
	18	3	1	C5-391.19-18 080	50.0	18.0	80.0	56.9	60.0	33.0	42.0	4°	80	0.90	28000		
	20	3	1	C5-391.19-20 085	50.0	20.0	85.0	56.9	65.0	33.0	42.0	4°	80	0.90	28000		
C6	6	3	1	C6-391.19-06 080	63.0	6.0	80.0	44.1	58.0	20.0	27.0	4°	80	0.99	20000		
	8	3	1	C6-391.19-08 080	63.0	8.0	80.0	44.1	58.0	20.0	27.0	4°	80	0.99	20000		
	10	3	1	C6-391.19-10 080	63.0	10.0	80.0	50.5	58.0	24.0	32.0	4°	80	1.05	20000		
	12	3	1	C6-391.19-12 080	63.0	12.0	80.0	50.5	58.0	24.0	32.0	4°	80	1.05	20000		
	14	3	1	C6-391.19-14 085	63.0	14.0	85.0	44.1	63.0	27.0	34.0	4°	80	1.11	20000		
	16	3	1	C6-391.19-16 085	63.0	16.0	85.0	44.1	63.0	27.0	34.0	4°	80	1.10	20000		
	18	3	1	C6-391.19-18 085	63.0	18.0	85.0	56.9	63.0	33.0	42.0	4°	80	1.27	20000		
	20	3	1	C6-391.19-20 085	63.0	20.0	85.0	56.9	63.0	33.0	42.0	4°	80	1.24	20000		
	25	3	1	C6-391.19-25 090	63.0	25.0	90.0	56.9	68.0	44.0	53.0	4°	80	1.60	20000		
	32	3	1	C6-391.19-32 095	63.0	32.0	95.0	56.9	73.0	44.0	53.0	4°	80	1.51	20000		
C8	10	3	1	C8-391.19-10 090	80.0	10.0	90.0	50.2	60.0	24.0	32.0	4°	80	2.07	14000		
	12	3	1	C8-391.19-12 090	80.0	12.0	90.0	50.2	60.0	24.0	32.0	4°	80	2.06	14000		
	16	3	1	C8-391.19-16 095	80.0	16.0	95.0	43.8	65.0	27.0	34.0	4°	80	2.09	14000		
	20	3	1	C8-391.19-20 095	80.0	20.0	95.0	56.5	65.0	33.0	42.0	4°	80	2.21	14000		
	25	3	1	C8-391.19-25 100	80.0	25.0	100.0	56.5	70.0	44.0	53.0	4°	80	2.58	14000		
C10	12	3	1	C10-391.19-12 095	100.0	12.0	95.0	50.5	59.0	24.0	32.0	4°	80	3.65	10000		
	16	3	1	C10-391.19-16 100	100.0	16.0	100.0	44.1	64.0	27.0	34.0	4°	80	3.72	10000		
	20	3	1	C10-391.19-20 100	100.0	20.0	100.0	56.9	64.0	33.0	42.0	4°	80	3.83	10000		
	25	3	1	C10-391.19-25 110	100.0	25.0	110.0	56.9	74.0	44.0	53.0	4°	80	4.31	10000		



Diseño cónico largo

				Dimensiones, mm													
CZC _{MS}	CZC _{WS}	CNSC	CXSC	Código de pedido	DCON _{MS}	DCON _{WS}	LF	LB ₁	BD ₁	BD ₂	BHTA ₁	(BAR)	(KG)	RPMX			
C3	6	3	1	C3-391.19-06 118	32.0	6.0	118.0	103.0	14.0	32.0	5°	80	0.45	55000			
	8	3	1	C3-391.19-08 107	32.0	8.0	107.0	92.0	16.0	32.0	5°	80	0.44	55000			
	10	3	1	C3-391.19-10 095	32.0	10.0	95.0	80.0	18.0	32.0	5°	80	0.40	55000			
	12	3	1	C3-391.19-12 084	32.0	12.0	84.0	69.0	20.0	32.0	5°	80	0.38	55000			
C4	12	3	1	C4-391.19-12 135	40.0	12.0	135.0	115.0	20.0	40.0	5°	80	0.84	39000			
	16	3	1	C4-391.19-16 112	40.0	16.0	112.0	92.0	24.0	40.0	5°	80	0.77	39000			
	18	3	1	C4-391.19-18 080	40.0	18.0	80.0	56.9	33.0	42.0	4°	80	0.69	39000			
	20	3	1	C4-391.19-20 085	40.0	20.0	85.0	56.9	33.0	42.0	4°	80	0.71	39000			
C5	20	3	1	C5-391.19-20 146	50.0	20.0	146.0	126.0	28.0	50.0	5°	80	1.45	28000			
	25	3	1	C5-391.19-25 090	50.0	25.0	90.0	56.9	44.0	53.0	4°	80	1.26	28000			
	25	3	1	C5-391.19-25 118	50.0	25.0	118.0	98.0	33.0	50.0	5°	80	1.25	28000			

Para obtener información sobre piezas de repuesto, visite www.sandvik.coromant.com/es



M1



N23



N15



ADAPTADORES DE HERRAMIENTAS ROTATIVAS

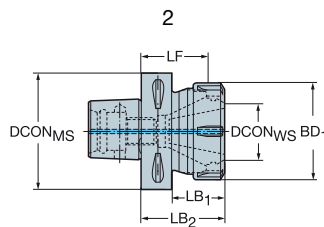
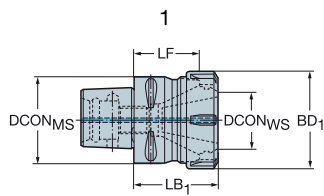
Adaptador de máquina Coromant Capto®

Coromant Capto® a portapinzas ER

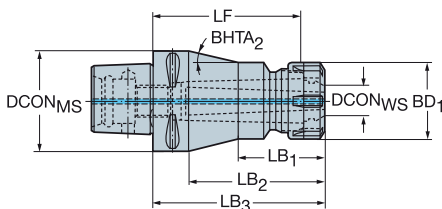
Adaptador del lado de la pieza DIN 6499-B



DSGN



					Dimensiones, mm										
CZC _{MS}	CZC _{WS}	CNSC	CXSC	DSGN	Código de pedido	DCON _{MS}	DCON _{WS}	LF	LB ₁	LB ₂	BD ₁	BD ₂	BAR	KG	RPMX
C3	ER16	3	1	2	C3-391.14-16 045	32.0	17.0	34.4	29.0	45.0	28.0	32.0	80	0.20	55000
	ER20	3	1	1	C3-391.14-20 045	32.0	21.0	33.5	45.0		33.7		80	0.22	55000
C4	ER20	3	1	2	C4-391.14-20 052	40.0	21.0	40.5	30.8	52.0	33.7	40.0	80	0.37	39000
	ER25	3	1	1	C4-391.14-25 052	40.0	26.0	40.0	52.0		42.0		80	0.42	39000
	ER32	3	1	1	C4-391.14-32 054	40.0	33.0	41.0	54.0		50.0		80	0.46	39000
C5	ER20	3	1	2	C5-391.14-20 055	50.0	21.0	43.5	31.1	55.0	33.7	50.0	80	0.62	28000
	ER25	3	1	2	C5-391.14-25 055	50.0	26.0	43.0	33.0	55.0	42.0	50.0	80	0.63	28000
	ER32	3	1	1	C5-391.14-32 057	50.0	33.0	44.0	57.0		50.0		80	0.68	28000
	ER32	3	1	1	C5-391.14-32 100	50.0	33.0	87.0	100.0		50.0		80	1.28	28000
	ER40	3	1	1	C5-391.14-40 060	50.0	41.0	45.0	60.0		63.0		80	0.81	28000
C6	ER25	3	1	2	C6-391.14-25 060	63.0	26.0	48.0	32.9	60.0	42.0	63.0	80	1.04	20000
	ER25	3	1	2	C6-391.14-25 100	63.0	26.0	88.0	75.0	100.0	42.0	63.0	80	1.44	20000
	ER32	3	1	2	C6-391.14-32 060	63.0	33.0	47.0	35.3	60.0	50.0	63.0	80	1.06	20000
	ER32	3	1	2	C6-391.14-32 100	63.0	33.0	87.0	75.0	100.0	50.0	63.0	80	1.60	20000
	ER40	3	1	1	C6-391.14-40 065	63.0	41.0	50.0	65.0		63.0		80	1.22	20000
	ER40	3	1	1	C6-391.14-40 130	63.0	41.0	115.0	130.0		63.0		80	2.77	20000
C8	ER20	3	1	2	C8-391.14-20 065	80.0	21.0	53.5	29.9	65.0	35.0	80.0	80	2.02	14000
	ER25	3	1	2	C8-391.14-25 070	80.0	26.0	58.0	32.4	70.0	42.0	80.0	80	2.10	14000
	ER32	3	1	2	C8-391.14-32 070	80.0	33.0	57.0	35.0	70.0	50.0	80.0	80	2.13	14000
	ER40	3	1	2	C8-391.14-40 070	80.0	41.0	55.0	38.0	70.0	63.0	80.0	80	2.19	14000
	ER50	3	1	2	C8-391.14-50 080	80.0	52.0	59.0	50.0	80.0	78.0	80.0	80	2.46	14000



					Dimensiones, mm										
CZC _{MS}	CZC _{WS}	CNSC	CXSC	Código de pedido	DCON _{MS}	DCON _{WS}	LF	LB ₁	LB ₂	LB ₃	BD ₁	BHTA ₂	BAR	KG	RPMX
C4	ER16	3	1	C4-391.14-16 070	40.0	17.0	59.4	44.0	50.0	70.0	28.0	45°	80	0.42	39000
C5	ER16	3	1	C5-391.14-16 100	50.0	17.0	89.4	60.0	80.0	100.0	28.0	29°	80	0.90	28000
	ER20	3	1	C5-391.14-20 100	50.0	21.0	88.5	55.0	80.0	100.0	35.0	16°	80	1.00	28000
	ER20	3	1	C5-391.14-20 130	50.0	21.0	118.5	55.0	109.9	130.0	35.0	7°	80	1.31	28000
	ER25	3	1	C5-391.14-25 100	50.0	26.0	88.0	65.0	80.0	100.0	42.0	14°	80	1.13	28000
C6	ER16	3	1	C6-391.14-16 100	63.0	17.0	89.4	60.0	78.0	100.0	28.0	44°	80	1.26	20000
	ER20	3	1	C6-391.14-20 060	63.0	21.0	48.5	31.1	38.0	60.0	33.7	65°	80	1.00	20000
	ER25	3	1	C6-391.14-25 130	63.0	26.0	118.0	65.0	108.0	130.0	42.0	13°	80	1.90	20000
	ER25	3	1	C6-391.14-25 160	63.0	26.0	148.0	65.0	138.0	160.0	42.0	8°	80	2.50	20000
	ER32	3	1	C6-391.14-32 130	63.0	33.0	117.0	75.0	108.0	130.0	50.0	11°	80	2.22	20000
C8	ER32	3	1	C8-391.14-32 160	80.0	33.0	147.0	75.0	130.0	160.0	50.0	15°	80	0.30	14000
	ER40	3	1	C8-391.14-40 160	80.0	41.0	145.0	95.0	130.0	160.0	63.0	13°	80	4.58	14000
C10	ER32	3	1	C10-391.14-32 160	100.0	33.0	147.0	75.0	124.0	160.0	50.0	27°	80	5.98	10000
	ER40	3	1	C10-391.14-40 160	100.0	41.0	145.0	95.0	124.0	160.0	63.0	32°	80	6.32	10000
	ER50	3	1	C10-391.14-50 160	100.0	52.0	139.0	100.0	124.0	160.0	80.0	22°	80	7.21	10000

Para obtener información sobre piezas de repuesto, visite www.sandvik.coromant.com/es



M1



N23

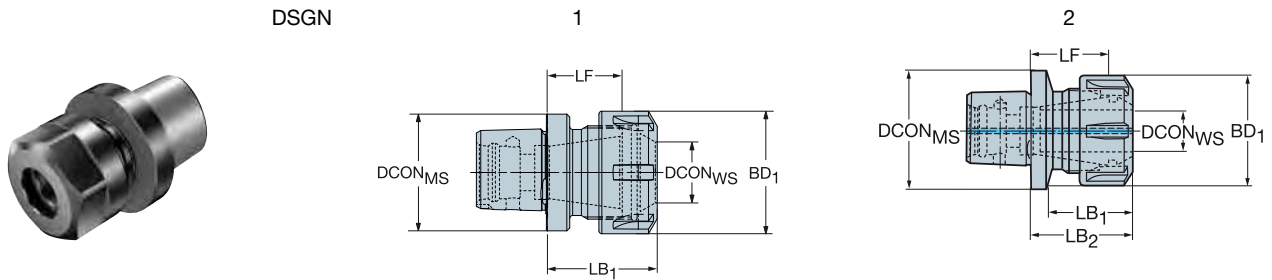


N15

Coromant Capto® a portapinzas ER

Adaptador del lado de la pieza DIN 6499-B

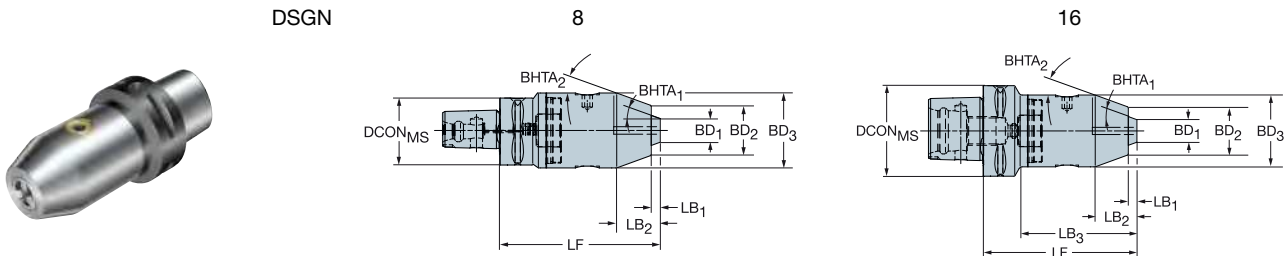
Diseño corto, solo para sujeción de segmentos



					Dimensiones, mm													
CZC _{MS}	CZC _{WS}	CNSC	CXSC	DSGN	Código de pedido	DCON _{MS}	DCON _{WS}	LF	LB ₁	LB ₂	BD ₁	BD ₂	BAR	KG	RPMX			
C3	ER16	3	1	2	C3-391.14-16 035	32.0	17.0	24.0	26.6	34.6	28.0	32.0	80	0.10	55000			
	ER20	3	1	1	C3-391.14-20 036	32.0	21.0	24.5	36.0		33.7		80	0.17	55000			
C4	ER16	3	1	2	C4-391.14-16 035	40.0	17.0	24.0	26.6	34.6	28.0	40.0	80	0.20	39000			
	ER20	3	1	2	C4-391.14-20 035	40.0	21.0	23.5	27.0	35.0	33.7	40.0	80	0.25	39000			
	ER25	3	1	1	C4-391.14-25 038	40.0	26.0	26.0	38.0		42.0		80	0.30	39000			
C5	ER20	3	1	2	C5-391.14-20 036	50.0	21.0	24.0	27.5	35.5	35.0	50.0	80	0.30	28000			
	ER25	3	1	2	C5-391.14-25 037	50.0	26.0	25.0	29.0	37.0	42.0	50.0	80	0.30	28000			
	ER32	3	1	1	C5-391.14-32 045	50.0	33.0	32.0	45.0		50.0		80	0.52	28000			

Coromant Capto® a adaptador portabrocas

Suministro de refrigerante interior y exterior



					Dimensiones, mm																	
CZC _{MS}	CZC _{WS}	CNSC	CXSC	DSGN	Código de pedido	DCON _{MS}	LF	LB ₁	LB ₂	LB ₃	LB ₄	BD ₁	BD ₂	BD ₃	BD ₄	BHTA ₁	BHTA ₂	BAR	NM	KG	RPMX	
C3	8-1	3	1	8	C3-391.32-08 076	32.0	76.0	3.0	19.1	76.0		9.9	24.1	36.0		19°	20°	50	10.00	0.54	8000	
	1-13	3	1	8	C3-391.32-13 102	32.0	96.0	6.0	22.2	102.0		15.7	38.1	50.0		19°	20°	50	20.00	1.14	8000	
C4	8-1	3	1	16	C4-391.32-08 077	40.0	77.0	3.0	19.1	55.8	77.0	9.9	24.1	36.0	40.0	19°	20°	50	10.00	0.64	8000	
	1-13	3	1	8	C4-391.32-13 104	40.0	98.0	6.0	22.2	104.0		15.7	38.1	50.0		19°	20°	50	20.00	1.24	8000	
C5	8-1	3	1	16	C5-391.32-08 079	50.0	76.0	3.0	19.1	53.6	79.0	9.9	24.1	36.0	50.0	19°	20°	50	10.00	0.85	8000	
	1-13	3	1	8	C5-391.32-13 103	50.0	97.0	6.0	22.2	103.0		15.7	38.1	50.0		19°	20°	50	20.00	1.41	8000	
C6	1-13	3	1	16	C6-391.32-13 107	63.0	101.0	6.0	22.2	79.8	107.0	15.7	38.1	50.0	63.0	19°	20°	50	20.00	1.79	8000	
	16-1	3	1	16	C6-391.32-16 112	63.0	106.0	6.0	22.2	88.4	112.0	15.7	45.1	57.0	63.0	19°	20°	50	20.00	2.02	8000	
C8	1-13	3	1	16	C8-391.32-13 112	80.0	106.0	6.0	22.2	77.1	112.0	15.7	38.1	50.0	80.0	19°	20°	50	20.00	2.78	8000	
	16-1	3	1	16	C8-391.32-16 117	80.0	111.0	6.0	31.2	84.2	117.0	15.7	38.1	57.0	80.0	19°	20°	50	20.00	3.02	8000	

Para obtener información sobre piezas de repuesto, visite www.sandvik.coromant.com/es



ADAPTADORES DE HERRAMIENTAS ROTATIVAS

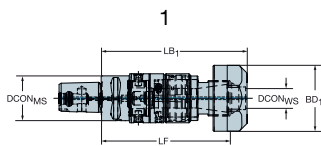
Adaptador de máquina Coromant Capto®

Coromant Capto® a CoroChuck™ 970

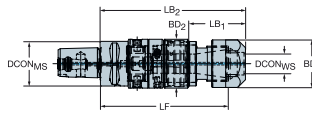
Adaptador del lado de la pieza DIN 6499-B



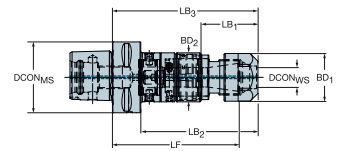
DSGN



2



5

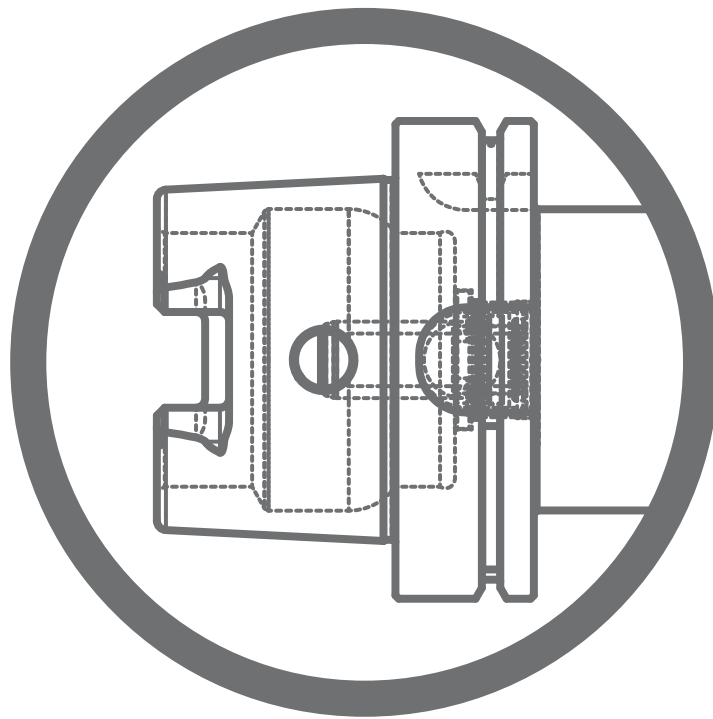


						Dimensiones, mm												
CZC _{MS}	CZC _{WS}	TRMAX	CNSC	CXSC	DSGN	Código de pedido	DCON _{MS}	DCON _{WS}	LF	LB ₁	LB ₂	LB ₃	BD ₁	BD ₂	BD ₃	(BAR)	(KG)	RPMX
C3	ER11	M5	3	1	5	970-C3-11-078	32.0	11.3	74.2	24.1	63.0	78.0	18.7	23.5	32.0	80	0.27	8000
	ER20	M12	3	1	2	970-C3-20-102	32.0	20.8	89.2	35.3	97.2		33.7	35.0		80	0.60	8000
C4	ER11	M5	3	1	5	970-C4-11-080	40.0	11.3	76.2	24.1	60.0	80.0	18.7	23.5	40.0	80	0.40	8000
	ER20	M12	3	1	5	970-C4-20-102	40.0	20.8	89.2	35.3	76.9	97.2	33.7	35.0	40.0	80	0.68	8000
	ER25	M20	3	1	2	970-C4-25-122	40.0	25.8	108.1	37.1	116.6		42.0	44.0		80	1.04	8000
C5	ER20	M12	3	1	5	970-C5-20-103	50.0	20.8	89.7	35.3	77.6	97.7	33.7	35.0	50.0	80	0.88	8000
	ER25	M20	3	1	5	970-C5-25-122	50.0	25.8	108.6	37.1	97.1	117.1	42.0	44.0	50.0	80	1.24	8000
	ER40	M30	3	1	1	970-C5-40-154	50.0	40.8	137.2	148.6			63.0			80	2.66	8000
C6	ER20	M12	3	1	5	970-C6-20-105	63.0	20.8	91.7	35.3	77.6	99.7	33.7	35.0	63.0	80	1.21	8000
	ER25	M20	3	1	5	970-C6-25-124	63.0	25.8	110.6	37.1	97.1	119.1	42.0	44.0	63.0	80	1.57	8000
	ER32	M27	3	1	2	970-C6-32-128	63.0	32.8	118.3	105.8	127.8		50.0	63.0		80	1.53	8000
	ER40	M30	3	1	1	970-C6-40-154	63.0	40.8	136.7	148.1			63.0			80	2.95	8000
	ER50	M48	3	1	5	970-C6-50-210	63.0	52.0	187.5	76.5	134.5	208.0	77.7	80.0	86.0	80	4.90	8000
C8	ER20	M12	3	1	5	970-C8-20-112	80.0	20.8	98.7	35.3	76.6	106.7	33.7	35.0	80.0	80	2.22	8000
	ER25	M20	3	1	5	970-C8-25-131	80.0	25.8	117.6	37.1	96.1	126.1	42.0	44.0	80.0	80	2.58	8000
	ER32	M27	3	1	2	970-C8-32-135	80.0	32.8	125.3	104.8	134.8		50.0	80.0		80	2.50	8000
	ER40	M30	3	1	2	970-C8-40-161	80.0	40.8	143.7	125.1	155.1		63.0	80.0		80	4.00	8000
	ER50	M48	3	1	5	970-C8-50-215	80.0	52.0	192.0	76.5	134.5	212.5	77.7	80.0	86.0	80	6.87	8000
C10	ER25	M20	3	1	5	970-C10-25-143	100.0	25.8	129.6	37.1	102.1	138.1	42.0	44.0	100.0	80	4.29	8000
	ER40	M30	3	1	2	970-C10-40-173	100.0	40.8	155.7	131.1	167.1		63.0	100.0		80	5.76	8000

Para obtener información sobre piezas de repuesto, visite www.sandvik.coromant.com/es



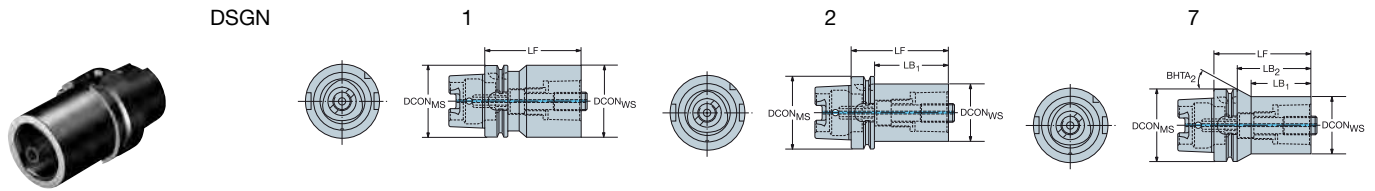
Adaptador de máquina HSK



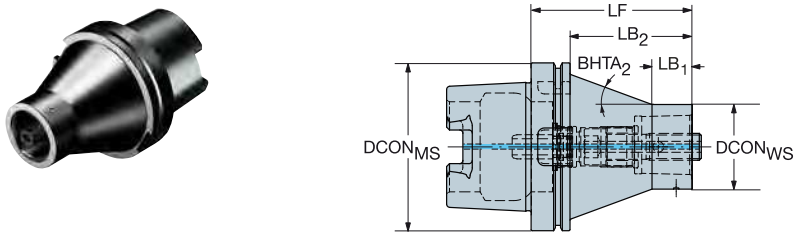
ADAPTADORES DE HERRAMIENTAS ROTATIVAS Adaptador de máquina HSK

HSK a Coromant Capto®, adaptador

Adaptador del lado de la máquina HSK A/C



		Dimensiones, mm															
CZC _{MS}	CZC _{WS}	CNSC	CXSC	DSGN	Código de pedido	DCON _{MS}	DCON _{WS}	LF	LB ₁	LB ₂	LB ₃	BD ₂	BD ₃	BHTA ₂	BAR	NM	KG
50	C3	1	1	2	C3-390.410-50 075A	50.0	32.0	75.0	49.0	75.0		50.0		0°	100	45.00	0.67
	C4	1	1	2	C4-390.410-50 080A	50.0	40.0	80.0	54.0	80.0		50.0		0°	100	55.00	0.85
63	C3	1	1	2	C3-390.410-63 075C	63.0	32.0	75.0	49.0	75.0		63.0		0°	100	45.00	0.97
	C4	1	1	2	C4-390.410-63 080C	63.0	40.0	80.0	54.0	80.0		63.0		0°	100	55.00	1.14
80	C5	1	1	2	C5-390.410-63 090C	63.0	50.0	90.0	64.0	90.0		63.0		0°	100	95.00	1.47
	C4	1	1	2	C4-390.410-80 090	80.0	40.0	90.0	64.0	90.0		80.0		0°	100	55.00	1.69
	C5	1	1	2	C5-390.410-80 095	80.0	50.0	95.0	69.0	95.0		80.0		0°	100	95.00	2.02
100	C6	1	1	2	C6-390.410-80 110	80.0	63.0	110.0	84.0	110.0		80.0		0°	100	170.00	2.79
	C3	1	1	7	C3-390.410-100 080A	100.0	32.0	80.0	43.0	51.0	80.0	32.0	100.0	45°	100	45.00	2.42
	C4	1	1	2	C4-390.410-100 090A	100.0	40.0	90.0	61.0	90.0		100.0		0°	100	55.00	2.63
125	C5	1	1	2	C5-390.410-100 100A	100.0	50.0	100.0	71.0	100.0		100.0		0°	100	95.00	3.02
	C6	1	1	2	C6-390.410-100 110A	100.0	63.0	110.0	81.0	110.0		100.0		0°	100	170.00	3.70
	C8	1	1	2	C8-390.410-100 120A	100.0	80.0	120.0	91.0	120.0		100.0		0°	100	170.00	4.87
	C10	1	1	1	C10-390.410-100 155	100.0	100.0	155.0	155.0						100	380.00	7.64
	C4	1	1	7	C4-390.410-125 095	125.0	40.0	95.0	46.0	66.0	95.0	40.0	125.0	45°	100	55.00	4.15
160	C5	1	1	7	C5-390.410-125 105	125.0	50.0	105.0	66.0	76.0	105.0	50.0	125.0	45°	100	95.00	4.46
	C6	1	1	2	C6-390.410-125 120	125.0	63.0	120.0	91.0	120.0		125.0		0°	100	170.00	5.35
	C8	1	1	2	C8-390.410-125 130	125.0	80.0	130.0	101.0	130.0		125.0		0°	100	170.00	6.70
	C10	1	1	2	C10-390.410-125 160	125.0	100.0	160.0	131.0	160.0		125.0		0°	100	380.00	9.66
160	C6	1	1	2	C6-390.410-160 125	160.0	63.0	125.0	94.0	125.0		160.0		0°	100	170.00	8.55
	C8	1	1	2	C8-390.410-160 135	160.0	80.0	135.0	104.0	135.0		160.0		0°	100	170.00	10.16
	C10	1	1	2	C10-390.410-160 160	160.0	100.0	160.0	129.0	160.0		160.0		0°	100	380.00	12.94



Diseño de mecanizado pesado

		Dimensiones, mm													
CZC _{MS}	CZC _{WS}	CNSC	CXSC	Código de pedido	DCON _{MS}	DCON _{WS}	LF	LB ₁	LB ₂	BHTA ₂	BAR	NM	KG		
100	C3	1	1	C3-390.410-100080HD	100.0	32.0	80.0	20.0	51.0	41°	100	45.00	2.93		
	C4	1	1	C4-390.410-100090HD	100.0	40.0	90.0	20.0	61.0	29°	100	55.00	3.27		
	C5	1	1	C5-390.410-100100HD	100.0	50.0	100.0	30.0	71.0	23°	100	95.00	3.58		
	C6	1	1	C6-390.410-100110HD	100.0	63.0	110.0	30.0	81.0	12°	100	170.00	4.22		
125	C4	1	1	C4-390.410-125095HD	125.0	40.0	95.0	20.0	66.0	36°	100	55.00	5.25		
	C5	1	1	C5-390.410-125105HD	125.0	50.0	105.0	20.0	76.0	27°	100	95.00	5.82		
	C6	1	1	C6-390.410-125120HD	125.0	63.0	120.0	30.0	91.0	20°	100	170.00	6.57		
	C8	1	1	C8-390.410-125130HD	125.0	80.0	130.0	30.0	101.0	11°	100	170.00	7.76		

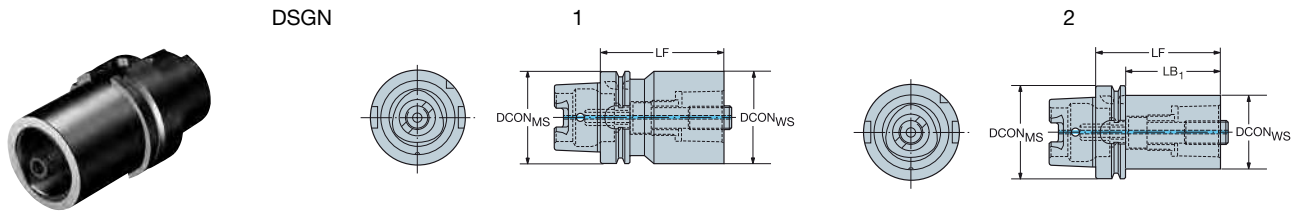
Junto con los mangos básicos HSK se suministra un tubo de refrigerante especial.

Para obtener información sobre piezas de repuesto, visite www.sandvik.coromant.com/es



HSK a Coromant Capto® , adaptador

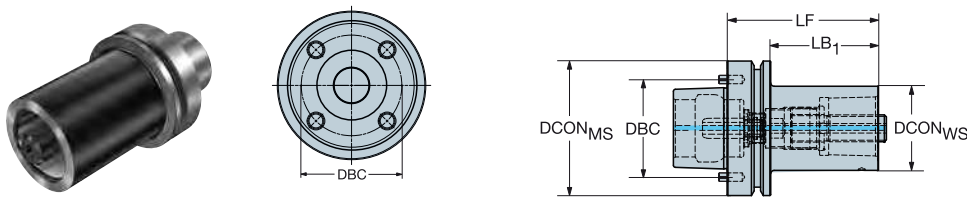
Adaptador del lado de la máquina HSK A/C/T



					Dimensiones, mm									
CZC _{MS}	CZC _{WS}	CNSC	CXSC	DSGN	Código de pedido	DCON _{MS}	DCON _{WS}	LF	LB ₁	LB ₂	BD ₂	BAR	NM	KG
40	C3	1	1	2	C3-390.419-40 065	40.0	32.0	65.0	45.0	65.0	40.0	100	45.00	0.46
	C4	1	1	1	C4-390.419-40 075	40.0	40.0	75.0	75.0			100	55.00	0.60
63	C5	1	1	2	C5-390.419-63 090	63.0	50.0	90.0	64.0	90.0	63.0	100	95.00	1.46
	C6	1	1	1	C6-390.419-63 110	63.0	63.0	110.0	110.0			100	170.00	2.14
100	C6	1	1	2	C6-390.419-100 110	100.0	63.0	110.0	81.0	110.0	100.0	100	170.00	3.72
	C8	1	1	2	C8-390.419-100 120	100.0	80.0	120.0	91.0	120.0	100.0	100	170.00	4.88

Adaptador del lado de la máquina HSK F con pasadores

Para la gama de máquinas Makino MAG



					Dimensiones, mm								
CZC _{MS}	CZC _{WS}	CNSC	CXSC	Código de pedido	DCON _{MS}	DBC	DCON _{WS}	LF	LB ₁	BAR	NM	KG	
80	C5	1	1	C5-390.612-80 090	80.0	58.0	50.0	90.0	64.0	100	95.00	1.92	

Junto con los mangos básicos HSK se suministra un tubo de refrigerante especial.

HSK80F, compatible con la gama de máquinas MAG de Makino 1, 3, 4, 7, para mecanizado de estructuras aeroespaciales de aluminio

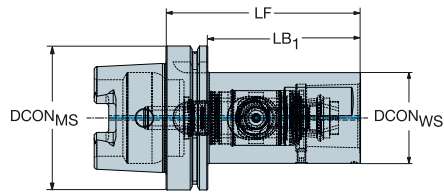
Para obtener información sobre piezas de repuesto, visite www.sandvik.coromant.com/es



ADAPTADORES DE HERRAMIENTAS ROTATIVAS Adaptador de máquina HSK

HSK a adaptador Coromant Capto® con cambio rápido

Adaptador del lado de la máquina HSK A/C



				Dimensiones, mm								
CZC _{MS}	CZC _{WS}	CNSC	CXSC	Código de pedido	DCON _{MS}	DCON _{WS}	LF	LB ₁	BAR	NM	KG	RPMX
63	C5	1	1	HA06-QC-C5-115	63.0	50.0	115.0	88.0	100	70.00	1.77	20500
100	C6	1	1	HA10-QC-C6-135	100.0	63.0	135.0	105.0	100	90.00	4.17	12500
	C8	1	1	HA10-QC-C8-165	100.0	80.0	165.0	135.0	100	130.00	6.32	12500

Para obtener información sobre piezas de repuesto, visite www.sandvik.coromant.com/es



M1



N23



N6



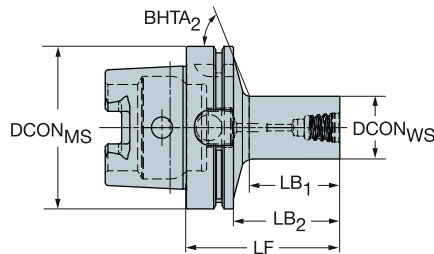
N15

L 30



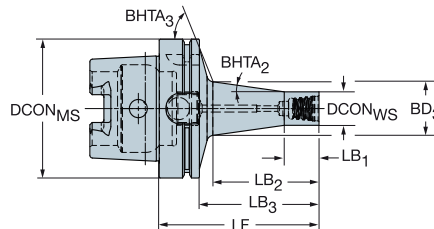
HSK a Coromant EH, adaptador

Adaptador del lado de la máquina HSK A/C



Diseño corto

					Dimensiones, mm									
CZC _{MS}	CZC _{WS}	CNSC	CXSC	Código de pedido	DCON _{MS}	DCON _{WS}	LF	LB ₁	LB ₂	BHTA ₂	BAR	NM	KG	RPMX
40	E10	1	1	392.410EH-40 10 040	40.0	9.6	40.0	13.0	20.0	59°	100	12.00	0.28	30000
	E12	1	1	392.410EH-40 12 043	40.0	11.6	43.0	16.3	23.0	58°	100	15.00	0.30	30000
	E16	1	1	392.410EH-40 16 048	40.0	15.4	48.0	21.9	28.0	55°	100	30.00	0.35	30000
	E20	1	1	392.410EH-40 20 045	40.0	19.2	45.0	19.4	25.0	50°	100	50.00	0.37	30000
50	E10	1	1	392.410EH-50 10 047	50.0	9.6	47.0	13.0	21.0	63°	100	12.00	0.49	25000
	E12	1	1	392.410EH-50 12 050	50.0	11.6	50.0	16.3	24.0	62°	100	15.00	0.51	25000
	E16	1	1	392.410EH-50 16 055	50.0	15.4	55.0	21.8	29.0	60°	100	30.00	0.57	25000
	E20	1	1	392.410EH-50 20 052	50.0	19.2	52.0	19.3	26.0	58°	100	50.00	0.58	25000
	E25	1	1	392.410EH-50 25 057	50.0	24.1	57.0	24.9	31.0	54°	100	65.00	0.63	25000
63	E10	1	1	392.410EH-63 10 049	63.0	9.6	49.0	13.5	23.0	66°	100	12.00	0.78	20500
	E12	1	1	392.410EH-63 12 051	63.0	11.6	51.0	15.8	25.0	65°	100	15.00	0.81	20500
	E16	1	1	392.410EH-63 16 056	63.0	15.4	56.0	21.3	30.0	65°	100	30.00	0.85	20500
	E20	1	1	392.410EH-63 20 053	63.0	19.2	53.0	18.8	27.0	63°	100	50.00	0.87	20500
	E25	1	1	392.410EH-63 25 059	63.0	24.1	59.0	25.5	33.0	61°	100	65.00	0.93	20500



Diseño largo

					Dimensiones, mm												
CZC _{MS}	CZC _{WS}	CNSC	CXSC	Código de pedido	DCON _{MS}	DCON _{WS}	LF	LB ₁	LB ₂	LB ₃	BD ₃	BHTA ₂	BHTA ₃	BAR	NM	KG	RPMX
63	E10	1	1	392.410EH-63 10 062	63.0	9.6	62.0	10.0	27.9	36.0	14.6	8°	66°	100	12.00	0.80	20500
	E12	1	1	392.410EH-63 12 068	63.0	11.6	68.0	12.0	34.3	42.0	17.9	8°	65°	100	15.00	0.83	20500
	E16	1	1	392.410EH-63 16 078	63.0	15.4	78.0	16.0	45.1	52.0	23.6	8°	64°	100	30.00	0.92	20500
	E20	1	1	392.410EH-63 20 091	63.0	19.2	91.0	20.0	59.0	65.0	30.1	8°	61°	100	50.00	1.01	20500
	E25	1	1	392.410EH-63 25 105	63.0	24.1	105.0	25.0	74.0	79.0	37.6	8°	54°	100	65.00	1.21	20500
100	E20	1	1	392.410EH-100 20 100	100.0	19.2	100.0	20.0	60.3	71.0	30.5	8°	70°	100	50.00	2.58	12500
	E25	1	1	392.410EH-100 25 115	100.0	24.1	115.0	25.0	76.4	86.0	38.6	8°	70°	100	65.00	2.68	12500

Para obtener información sobre piezas de repuesto, visite www.sandvik.coromant.com/es



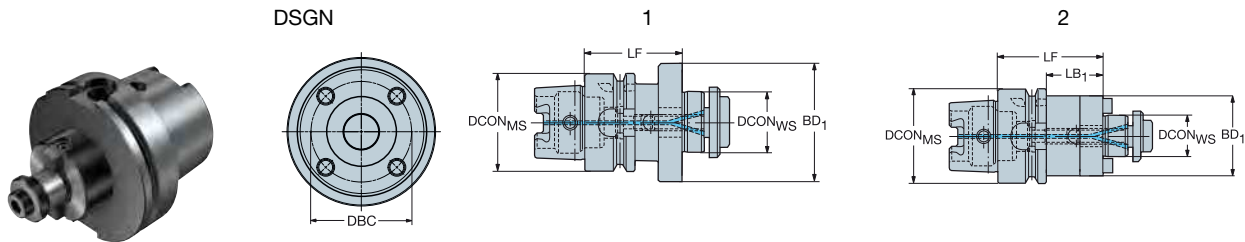
ADAPTADORES DE HERRAMIENTAS ROTATIVAS

Adaptador de máquina HSK

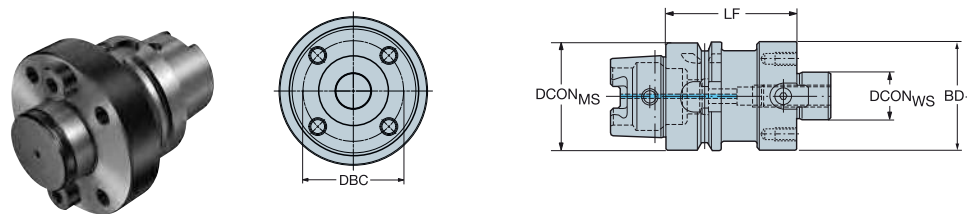
HSK a eje, adaptador

Adaptador del lado de la máquina HSK A/C

Refrigerante a través del eje



		Dimensiones, mm															
CZC _{MS}	CZC _{WS}	CNSC	CXSC	DSGN	Código de pedido	DCON _{MS}	DBC	DCON _{WS}	LF	LB ₁	LB ₂	BD ₁	BD ₂	BAR	NM	KG	RPMX
40	16	1	4	2	392.41005C-4016050	40.0		16.0	50.0	30.0	50.0	32.0	40.0	80	22.00	0.45	30000
	22	1	4	1	392.41005C-4022050	40.0		22.0	50.0	50.0		48.0		80	45.00	0.60	30000
50	16	1	4	2	392.41005C-5016050	50.0		16.0	50.0	24.0	50.0	32.0	50.0	80	22.00	0.62	25000
	22	1	4	2	392.41005C-5022060	50.0		22.0	60.0	34.0	60.0	48.0	50.0	80	45.00	0.92	25000
63	16	1	4	2	392.41005C6316050	63.0		16.0	50.0	24.0	50.0	32.0	63.0	80	22.00	0.87	20500
	22	1	4	2	392.41005C6322050	63.0		22.0	50.0	24.0	50.0	50.0	63.0	80	45.00	1.12	20500
	27	1	4	2	392.41005C6327060	63.0		27.0	60.0	24.0	60.0	60.0	63.0	80	80.00	1.45	20500
	32	1	4	1	392.41005C6332060	63.0		32.0	60.0	60.0			78.0	80	180.00	1.80	20500
40S	1	4	1	392.41005C6340060M	63.0	66.7	40.0	60.0	60.0			87.0		80	300.00	2.13	20500
80	22	1	4	2	392.41005C8022050	80.0		22.0	50.0	24.0	50.0	50.0	80.0	80	45.00	1.59	14000
	27	1	4	2	392.41005C8027050	80.0		27.0	50.0	24.0	50.0	60.0	80.0	80	80.00	1.78	14000
	32	1	4	2	392.41005C8032060	80.0		32.0	60.0	34.0	60.0	78.0	80.0	80	180.00	2.42	14000
	40	1	4	1	392.41005C8040060	80.0		40.0	60.0	60.0			87.0	80	300.00	2.74	14000
100	22	1	4	2	392.41005C10022100	100.0		22.0	100.0	71.0	100.0	50.0	100.0	80	45.00	3.25	12500
	27	1	4	2	392.41005C10027100	100.0		27.0	100.0	71.0	100.0	60.0	100.0	80	80.00	3.76	12500
	32	1	4	2	392.41005C10032100	100.0		32.0	100.0	71.0	100.0	78.0	100.0	80	180.00	4.90	12500
	40S	1	4	2	392.41005C10040100M	100.0	66.7	40.0	100.0	71.0	100.0	87.0	100.0	80	300.00	5.62	12500
125	32	1	4	2	392.41005C12532100	125.0		32.0	100.0	71.0	100.0	78.0	125.0	80	180.00	6.19	9500
	40S	1	4	2	392.41005C12540100M	125.0	66.7	40.0	100.0	71.0	100.0	87.0	125.0	80	300.00	7.05	9500



		Dimensiones, mm										
CZC _{MS}	CZC _{WS}	DSGN	Código de pedido	DCON _{MS}	DBC	DCON _{WS}	LF	BD ₁	NM	KG	RPMX	
100	60	1	392.41005-10060075	100.0	101.6	60.0	75.0	130.0	180.00	6.30	12500	
125	60	1	392.41005-12560085	125.0	101.6	60.0	85.0	130.0	180.00	9.70	9500	

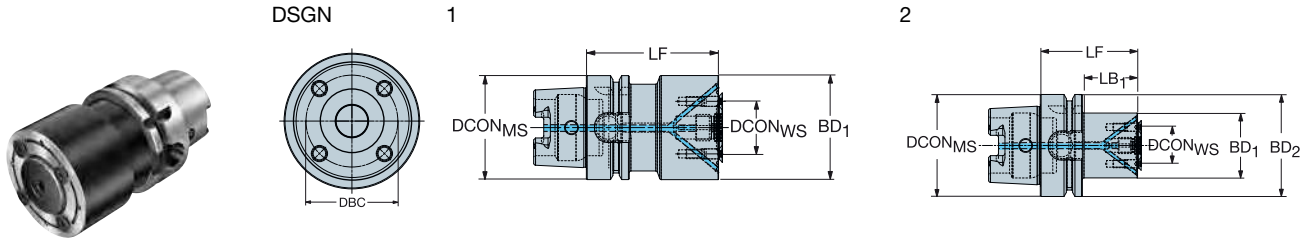
Para obtener información sobre piezas de repuesto, visite www.sandvik.coromant.com/es



HSK a eje, con adaptador de tornillos de transmisión

Adaptador del lado de la máquina HSK A/C

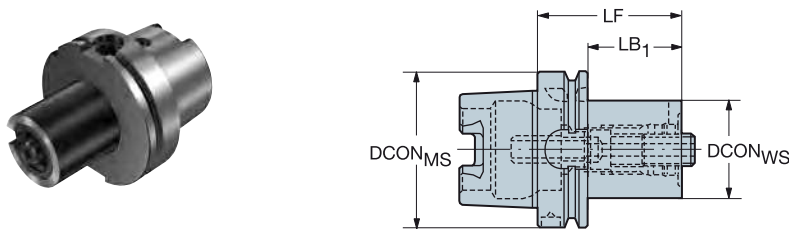
Para CoroMill® QD con suministro de refrigerante interior



		Dimensiones, mm																
CZC _{MS}	CZC _{WS}	CNSC	CXSC	DSGN	Código de pedido	DCON _{MS}	DBC	DCON _{WS}	LSC	LF	LB ₁	LB ₂	BD ₁	BD ₂	BAR	NM	KG	RPMX
63	X10	1	3	2	HA06-X10-032-055	63.0	22.0	10.0	2	55.0	28.0	55.0	32.0	63.0	80	6.40	0.85	12000
	X22	1	3	2	HA06-X22-040-060	63.0	32.0	22.0	2	60.0	33.0	60.0	40.0	63.0	80	3.90	1.01	11000
	X32	1	3	1	HA06-X32-063-080	63.0	45.0	32.0	2	80.0	80.0		63.0	80	6.40	1.82	10000	

HSK a adaptador VL

Adaptador del lado de la máquina HSK A/C



		Dimensiones, mm									
CZC _{MS}	CZC _{WS}	CNSC	CXSC	Código de pedido	DCON _{MS}	DCON _{WS}	LF	LB ₁	BAR	NM	KG
100	80	1	1	390.410-100 80 090	100.0	80.0	90.0	61.0	100	170.00	4.39

Para obtener información sobre piezas de repuesto, visite www.sandvik.coromant.com/es



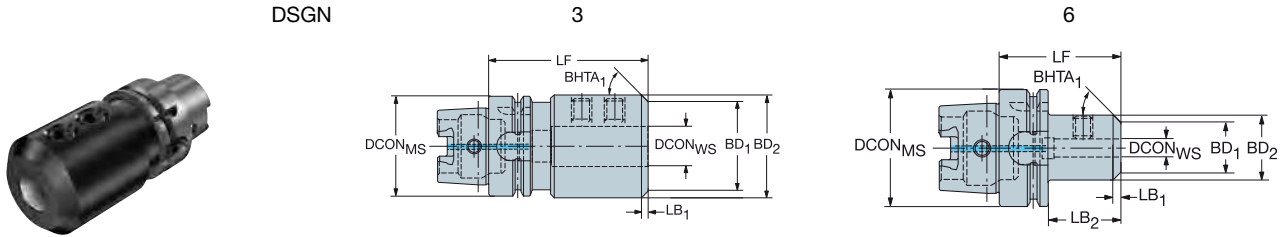
ADAPTADORES DE HERRAMIENTAS ROTATIVAS

Adaptador de máquina HSK

HSK a Weldon, adaptador

Adaptador del lado de la máquina HSK A/C

Adaptador del lado de la pieza DIN 6535-HB y DIN 1835-B



						Dimensiones, mm																
CZC _{MS}	CZC _{WS}	CNSC	CXSC	DSGN	Código de pedido	DCON _{MS}	DCON _{WS}	LF	LB ₁	LB ₂	LB ₃	BD ₁	BD ₂	BD ₃	BHTA ₁	BAR	NM	KG	RPMX			
63	8	1	1	6	392.41020-63 08 065B	63.0	8.0	65.0	2.0	39.0	65.0	24.0	28.0	63.0	45°	20	7.00	0.83	20500			
	10	1	1	6	392.41020-63 10 065B	63.0	10.0	65.0	2.0	39.0	65.0	31.0	35.0	63.0	45°	20	10.00	1.02	20500			
	12	1	1	6	392.41020-63 12 080B	63.0	12.0	80.0	2.0	54.0	80.0	38.0	42.0	63.0	45°	20	12.00	1.18	20500			
	16	1	1	6	392.41020-63 16 080B	63.0	16.0	80.0	2.0	54.0	80.0	44.0	48.0	63.0	45°	20	15.00	1.32	20500			
	20	1	1	6	392.41020-63 20 080B	63.0	20.0	80.0	4.0	54.0	80.0	44.0	52.0	63.0	45°	20	20.00	1.39	20500			
	25	1	1	3	392.41020-63 25 110B	63.0	25.0	110.0	5.0	110.0			55.0	65.0		45°	20	25.00	2.35	20500		
100	32	1	1	3	392.41020-63 32 110B	63.0	32.0	110.0	5.0	110.0			62.0	72.0		45°	20	45.00	2.60	20500		
	12	1	1	6	392.41020-100 12 080A	100.0	12.0	80.0	5.0	51.0	80.0	32.0	42.0	100.0	45°	20	12.00	2.62	12500			
	16	1	1	6	392.41020-100 16 100A	100.0	16.0	100.0	5.0	71.0	100.0	32.0	42.0	100.0	45°	20	15.00	2.98	12500			
	20	1	1	6	392.41020-100 20 100A	100.0	20.0	100.0	5.0	71.0	100.0	42.0	52.0	100.0	45°	20	20.00	3.12	12500			
	25	1	1	6	392.41020-100 25 100A	100.0	25.0	100.0	8.0	71.0	100.0	49.0	65.0	100.0	45°	20	25.00	3.59	12500			
	32	1	1	6	392.41020-100 32 100A	100.0	32.0	100.0	8.0	71.0	100.0	56.0	72.0	100.0	45°	20	45.00	3.84	12500			
	40	1	1	6	392.41020-100 40 120A	100.0	40.0	120.0	8.0	91.0	120.0	74.0	90.0	100.0	45°	20	45.00	5.64	12500			

Para obtener información sobre piezas de repuesto, visite www.sandvik.coromant.com/es



M1



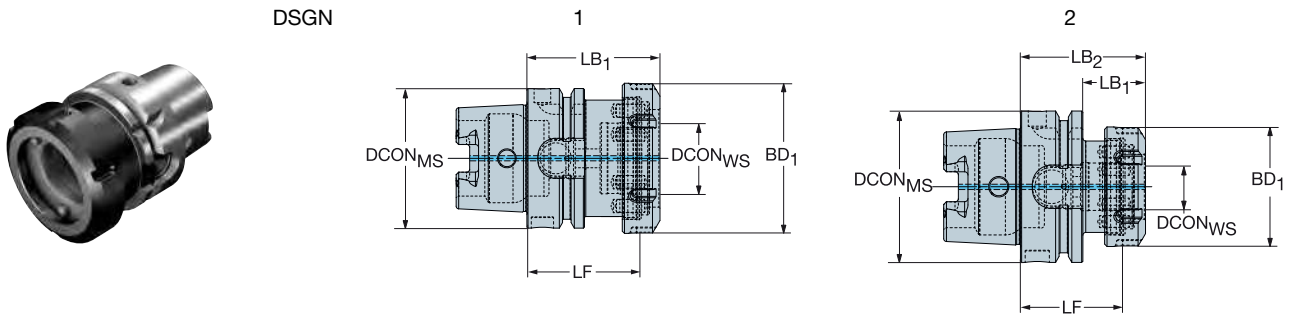
N23



N15

HSK a MDI, adaptador

Adaptador del lado de la máquina HSK A/C/T



					Dimensiones, mm											
CZC _{MS}	CZC _{WS}	CNSC	CXSC	DSGN	Código de pedido	DCON _{MS}	DCON _{WS}	LF	LB ₁	LB ₂	BD ₁	BD ₂	BAR	NM	KG	RPMX
63	MDI-20	1	1	2	HT06-DM20-N-042	63.0	20.0	42.0	26.0	52.0	49.7	63.0	80	135.00	0.86	20000
	MDI-25	1	1	2	HT06-DM25-N-050	63.0	25.0	50.0	34.0	60.0	62.7	63.0	80	170.00	1.10	20000
	MDI-32	1	1	1	HT06-DM32-N-050	63.0	32.0	50.0	60.0		67.7		80	200.00	1.18	20000

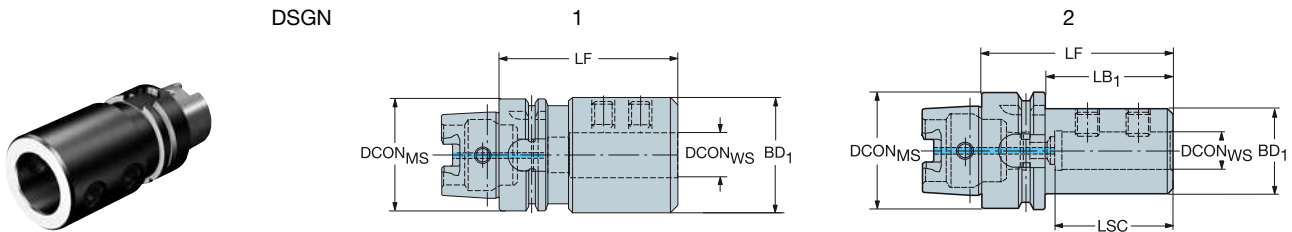
Para obtener información sobre piezas de repuesto, visite www.sandvik.coromant.com/es



ADAPTADORES DE HERRAMIENTAS ROTATIVAS Adaptador de máquina HSK

HSK a adaptador ISO 9766

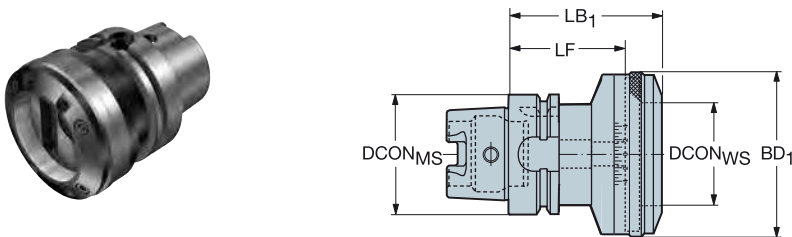
Adaptador del lado de la máquina HSK A/C



					Dimensiones, mm												
CZC _{MS}	CZC _{WS}	CNSC	CXSC	DSGN	Código de pedido	DCON _{MS}	DCON _{WS}	LSC	LF	LB ₁	LB ₂	BD ₁	BD ₂	BAR	NM	KG	RPMX
63	16	1	1	2	392.41027-63 16 080B	63.0	16.0	49	80.0	54.0	80.0	36.0	63.0	20	10.00	1.02	20500
	20	1	1	2	392.41027-63 20 080B	63.0	20.0	51	80.0	54.0	80.0	40.0	63.0	20	12.00	1.06	20500
	25	1	1	2	392.41027-63 25 090B	63.0	25.0	57	90.0	64.0	90.0	45.0	63.0	20	20.00	0.12	20500
	32	1	1	2	392.41027-63 32 090B	63.0	32.0	61	90.0	64.0	90.0	52.0	63.0	20	30.00	1.32	20500
80	40	1	1	1	392.41027-63 40 110	63.0	40.0	71	110.0	110.0		65.0		20	40.00	1.93	20500
	20	1	1	2	392.41027-80 20 085	80.0	20.0	51	85.0	59.0	85.0	40.0	80.0	20	12.00	1.59	14000
	25	1	1	2	392.41027-80 25 090	80.0	25.0	57	90.0	64.0	90.0	45.0	80.0	20	20.00	1.70	14000
	32	1	1	2	392.41027-80 32 095	80.0	32.0	61	95.0	69.0	95.0	52.0	80.0	20	30.00	1.88	14000
100	40	1	1	2	392.41027-80 40 110	80.0	40.0	71	110.0	84.0	110.0	65.0	80.0	20	40.00	2.58	14000
	16	1	1	2	392.41027-100 16 090A	100.0	16.0	49	90.0	61.0	90.0	36.0	100.0	20	10.00	2.52	12500
	20	1	1	2	392.41027-100 20 090A	100.0	20.0	51	90.0	61.0	90.0	40.0	100.0	20	12.00	2.58	12500
	25	1	1	2	392.41027-100 25 100A	100.0	25.0	57	100.0	71.0	100.0	45.0	100.0	20	20.00	2.73	12500
	32	1	1	2	392.41027-100 32 100A	100.0	32.0	61	100.0	71.0	100.0	52.0	100.0	20	30.00	2.84	12500
	40	1	1	2	392.41027-100 40 110A	100.0	40.0	71	110.0	81.0	110.0	65.0	100.0	20	40.00	3.43	12500
	50	1	1	2	392.41027-100 50 120	100.0	50.0	81	120.0	91.0	120.0	75.0	100.0	20	45.00	3.95	12500

HSK a ISO 9766, adaptador ajustable

Adaptador del lado de la máquina HSK A/C



					Dimensiones, mm									
CZC _{MS}	CZC _{WS}	CNSC	CXSC	Código de pedido	DCON _{MS}	DCON _{WS}	LF	LB ₁	BD ₁	BAR	KG	RPMX		
63	1	1	1	392.410277-63 01 060B	63.0	78.0	60.0	84.6	86.0	20	2.09	12000		
100	2	1	1	392.410277-100 02 065A	100.0	98.0	65.0	89.6	106.0	20	4.64	9000		
	3	1	1	392.410277-100 03 085A	100.0	136.0	85.0	95.0	140.0	20	6.58	6000		

Para obtener información sobre piezas de repuesto, visite www.sandvik.coromant.com/es



HSK a CoroChuck™ 930

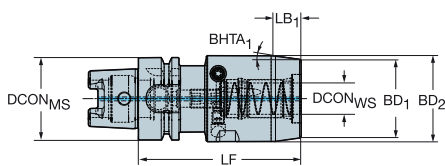
Diseño de mecanizado pesado

Adaptador del lado de la máquina HSK A/C

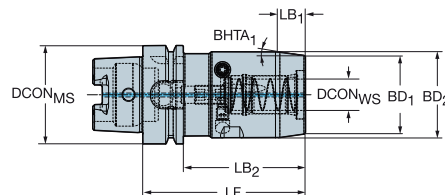


DSGN

3

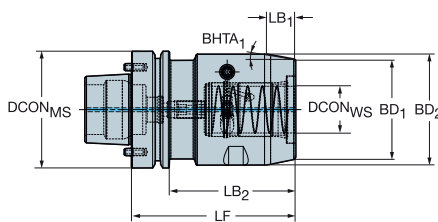
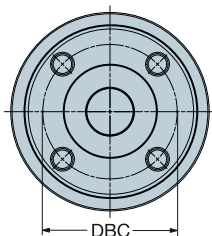


6



					Dimensiones, mm															
CZC _{MS}	CZC _{WS}	CNSC	CXSC	DSGN	Código de pedido	DCON _{MS}	DCON _{WS}	LSC	LF	LB ₁	LB ₂	LB ₃	BD ₁	BD ₂	BD ₃	BHTA ₁	BAR	NM	KG	RPMX
63	20	1	1	6	930-HA06-HD-20-104	63.0	20.0	51	104.0	17.8	78.0	104.0	50.0	55.0	62.9	8°	80	10.00	1.89	20000
	25	1	1	3	930-HA06-HD-25-110	63.0	25.0	57	110.0	18.8	110.0		57.0	65.0		12°	80	10.00	2.35	20000
	32	1	1	3	930-HA06-HD-32-112	63.0	32.0	61	112.0	18.8	112.0		68.0	76.0		12°	80	10.00	2.90	20000
80	32	1	1	6	930-HA08-HD-32-110	80.0	32.0	61	110.0	18.8	84.0	110.0	68.0	76.0	80.0	12°	80	10.00	3.44	14000
100	20	1	1	6	930-HA10-HD-20-100	100.0	20.0	51	100.0	17.8	71.0	100.0	50.0	55.0	99.9	8°	80	10.00	3.18	10000
	25	1	1	6	930-HA10-HD-25-106	100.0	25.0	57	106.0	18.8	77.0	106.0	57.0	65.0	99.9	12°	80	10.00	3.72	10000
	32	1	1	6	930-HA10-HD-32-110	100.0	32.0	61	110.0	18.8	81.0	110.0	68.0	76.0	99.9	12°	80	10.00	4.40	10000
	32	1	1	6	930-HA10-HD-32-180	100.0	32.0	61	180.0	18.8	151.0	180.0	68.0	76.0	100.0	12°	80	10.00	6.84	10000

Adaptador del lado de la máquina HSK F con pasadores para Makino



					Dimensiones, mm														
CZC _{MS}	CZC _{WS}	CNSC	CXSC	Código de pedido	DCON _{MS}	DBC	DCON _{WS}	LSC	LF	LB ₁	LB ₂	BD ₁	BD ₂	BHTA ₁	BAR	NM	KG	RPMX	
80	32	1	1	930-HF08-HD-32-112	80.0	58.0	32.0	61	112.0	18.8	86.0	68.0	76.0	12°	80	10.00	3.48	24000	

Para obtener información sobre piezas de repuesto, visite www.sandvik.coromant.com/es



M1



N23



N6



N15



N4



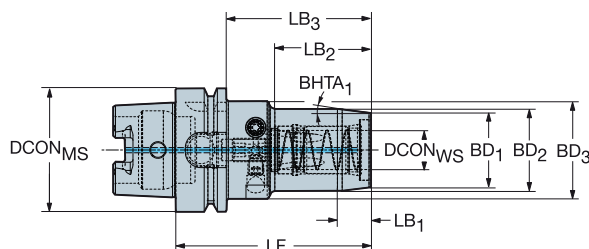
ADAPTADORES DE HERRAMIENTAS ROTATIVAS

Adaptador de máquina HSK

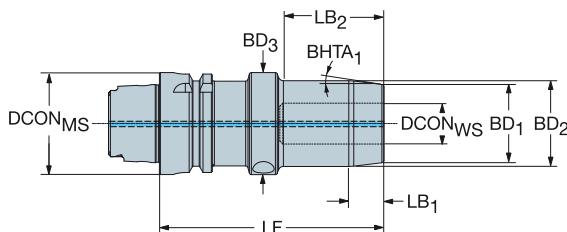
HSK a CoroChuck™ 930

Diseño delgado

Adaptador del lado de la máquina HSK A/C



				Dimensiones, mm																		
CZC _{MS}	CZC _{WS}	CNSC	CXSC	Código de pedido	DCON _{MS}	DCON _{WS}	LSC	LF	LB ₁	LB ₂	LB ₃	BD ₁	BD ₂	BD ₃	BHTA ₁	BAR	NM	KG	RPMX			
40	6	1	1	930-HA04-S-06-070	40.0	6.0	37	70.0	11.3	33.2	50.0	22.0	26.0	32.0	10°	80	8.00	0.40	30000			
				930-HA04-S-08-070	40.0	8.0	37	70.0	11.3	35.3	50.0	24.0	28.0	32.0	10°	80	8.00	0.42	30000			
				930-HA04-S-10-075	40.0	10.0	41	75.0	11.3	39.6	55.0	26.0	30.0	32.0	10°	80	8.00	0.46	30000			
				930-HA04-S-12-080	40.0	12.0	46	80.0	11.3	41.0	60.0	28.0	32.0	33.5	10°	80	8.00	0.51	30000			
50	6	1	1	930-HA05-S-06-074	50.0	6.0	37	74.0	11.3	30.2	48.0	22.0	26.0	40.0	10°	80	8.00	0.64	25000			
				930-HA05-S-08-074	50.0	8.0	37	74.0	11.3	30.2	48.0	24.0	28.0	40.0	10°	80	8.00	0.65	25000			
				930-HA05-S-10-080	50.0	10.0	41	80.0	11.3	34.2	54.0	26.0	30.0	40.0	10°	80	8.00	0.71	25000			
				930-HA05-S-12-085	50.0	12.0	46	85.0	11.3	38.2	59.0	28.0	32.0	40.0	10°	80	8.00	0.75	25000			
63	6	1	1	930-HA06-S-06-074	63.0	6.0	37	74.0	11.3	30.2	48.0	22.0	26.0	40.0	10°	80	8.00	0.90	20000			
				930-HA06-S-08-074	63.0	8.0	37	74.0	11.3	30.2	48.0	24.0	28.0	40.0	10°	80	8.00	0.91	20000			
				930-HA06-S-10-080	63.0	10.0	41	80.0	11.3	34.2	54.0	26.0	30.0	40.0	10°	80	8.00	0.99	20000			
				930-HA06-S-12-090	63.0	12.0	46	90.0	11.3	38.2	64.0	28.0	32.0	50.0	10°	80	8.00	1.21	20000			
100	12	1	1	930-HA10-S-12-095	100.0	12.0	46	95.0	11.3	38.2	66.0	28.0	32.0	50.0	10°	80	8.00	2.63	10000			
				930-HA10-S-20-100	100.0	20.0	51	100.0	16.0	49.2	74.0	38.0	42.0	50.0	7°	80	8.00	2.74	10000			



				Dimensiones, mm																		
CZC _{MS}	CZC _{WS}	CNSC	CXSC	Código de pedido	DCON _{MS}	DCON _{WS}	LSC	LF	LB ₁	LB ₂	BD ₁	BD ₂	BHTA ₁	BAR	NM	KG	RPMX					
40	12	1	1	930-HA04-S-12-096	40.0	12.0	46	96.0	11.3	38.2	28.0	32.0	10°	80	8.00	0.70	40000					
50	20	1	1	930-HA05-S-20-090	50.0	20.0	51	90.0	16.0	64.0	37.6	41.5	7°	80	8.00	0.89	25000					
				930-HA05-S-20-110	50.0	20.0	51	110.0	16.0	49.2	38.0	42.0	7°	80	8.00	1.19	36000					
63	25	1	1	930-HA06-S-25-108	63.0	25.0	57	108.0	12.9	81.1	45.0	50.0	11°	80	8.00	1.66	20000					
80	25	1	1	930-HA08-S-25-110	80.0	25.0	57	110.0	12.9	83.1	45.0	50.0	11°	80	8.00	2.13	14000					
100	25	1	1	930-HA10-S-25-110	100.0	25.0	57	110.0	12.9	80.1	45.0	50.0	11°	80	8.00	3.02	10000					

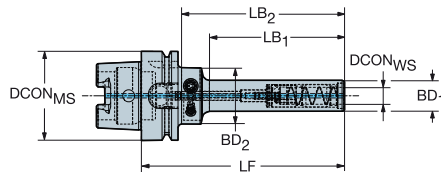
Para obtener información sobre piezas de repuesto, visite www.sandvik.coromant.com/es



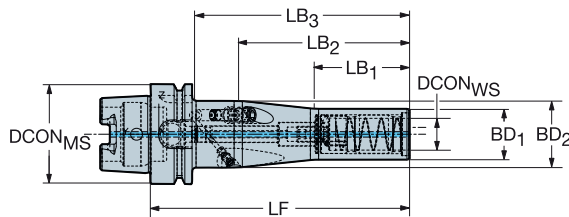
HSK a CoroChuck™ 930

Diseño tipo lápiz

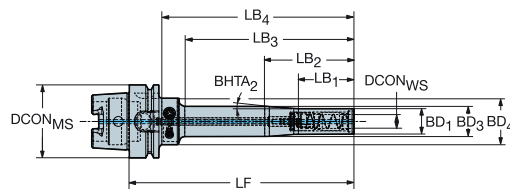
Adaptador del lado de la máquina HSK A/C



				Dimensiones, mm																	
CZC _{MS}	CZC _{WS}	CNSC	CXSC	Código de pedido	DCON _{MS}	DCON _{WS}	LSC	LF	LB ₁	LB ₂	LB ₃	LB ₄	BD ₁	BD ₂	BD ₃	BD ₄	BHTA ₂	BAR	NM	KG	RPMX
63	6	1	1	930-HA06-P-06-094	63.0	6.0	37	94.0	45.8	52.1	68.0	94.0	14.5	14.5	40.0	63.0	62°	80	8.00	0.89	20000
	8	1	1	930-HA06-P-08-094	63.0	8.0	37	94.0	45.8	65.5	94.0		17.5	40.0	63.0		0°	80	8.00	0.87	20000
	10	1	1	930-HA06-P-10-104	63.0	10.0	41	104.0	55.8	75.5	104.0		20.0	40.0	63.0		0°	80	8.00	0.91	20000
	10	1	1	930-HA06-P-10-144	63.0	10.0	41	144.0	95.8	115.5	144.0		20.0	40.0	63.0		0°	80	8.00	1.01	20000
	12	1	1	930-HA06-P-12-109	63.0	12.0	46	109.0	60.8	66.4	83.0	109.0	22.0	22.0	40.0	63.0	55°	80	8.00	0.98	20000
	12	1	1	930-HA06-P-12-144	63.0	12.0	46	144.0	95.8	101.4	118.0	144.0	22.0	22.0	40.0	63.0	55°	80	8.00	1.09	20000
100	12	1	1	930-HA10-P-12-115	100.0	12.0	46	115.0	60.8	66.4	86.0	115.0	22.0	22.0	40.0	100.0	55°	80	8.00	2.40	10000
	12	1	1	930-HA10-P-12-150	100.0	12.0	46	150.0	95.8	101.4	121.0	150.0	22.0	22.0	40.0	100.0	55°	80	8.00	2.51	10000



				Dimensiones, mm																
CZC _{MS}	CZC _{WS}	CNSC	CXSC	Código de pedido	DCON _{MS}	DCON _{WS}	LSC	LF	LB ₁	LB ₂	LB ₃	BD ₁	BD ₃	BHTA ₂	BAR	NM	KG	RPMX		
63	20	1	1	930-HA06-P-20-163	63.0	20.0	51	163.0	60.0	108.0	137.0	32.0	42.0	6°	80	8.00	1.59	20000		
100	20	1	1	930-HA10-P-20-170	100.0	20.0	51	170.0	60.0	108.0	141.0	32.0	42.0	6°	80	8.00	3.06	10000		



				Dimensiones, mm																	
CZC _{MS}	CZC _{WS}	CNSC	CXSC	Código de pedido	DCON _{MS}	DCON _{WS}	LSC	LF	LB ₁	LB ₂	LB ₃	LB ₄	BD ₁	BD ₂	BD ₃	BD ₄	BHTA ₂	BAR	NM	KG	RPMX
63	12	1	1	930-HA06-P-12-194	63.0	12.0	46	194.0	50.0	75.0	145.8	168.0	22.0	26.0	40.0		4°	80	8.00	1.39	20000
100	12	1	1	930-HA10-P-12-200	100.0	12.0	46	200.0	50.0	75.0	145.8	171.0	22.0	26.0	40.0		4°	80	8.00	2.79	10000

Para obtener información sobre piezas de repuesto, visite www.sandvik.coromant.com/es



M1



N23



N6



N15



N4



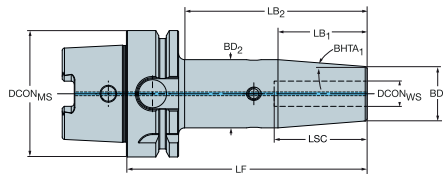
ADAPTADORES DE HERRAMIENTAS ROTATIVAS

Adaptador de máquina HSK

HSK a adaptador portapinzas de ajuste por contracción térmica

Adaptador del lado de la máquina HSK A/C

Suministro de refrigerante interior



Para mecanizado MQL

				Dimensiones, mm															RPMX
CZC _{MS}	CZC _{WS}	CNSC	CXSC	Código de pedido	DCON _{MS}	DCON _{WS}	LSC	LF	LB ₁	LB ₂	BD ₁	BD ₂	BHTA ₁	BAR	KG	RPMX			
63	6	1	1	HA06-SH06Q-S-080	63.0	6.0	22	80.0	38.1	54.0	21.0	27.0	4°	10	0.83	20500			
	6	1	1	HA06-SH06Q-S-120	63.0	6.0	22	120.0	38.1	94.0	21.0	27.0	4°	10	1.01	20500			
	8	1	1	HA06-SH08Q-S-080	63.0	8.0	26	80.0	38.1	54.0	21.0	27.0	4°	10	0.82	20500			
	8	1	1	HA06-SH08Q-S-120	63.0	8.0	26	120.0	38.1	94.0	21.0	27.0	4°	10	1.00	20500			
	10	1	1	HA06-SH10Q-S-085	63.0	10.0	31	85.0	50.8	59.0	24.0	32.0	4°	10	0.90	20500			
	10	1	1	HA06-SH10Q-S-120	63.0	10.0	31	120.0	50.8	94.0	24.0	32.0	4°	10	1.11	20500			
	12	1	1	HA06-SH12Q-S-090	63.0	12.0	34	90.0	50.8	64.0	24.0	32.0	4°	10	0.91	20500			
	12	1	1	HA06-SH12Q-S-120	63.0	12.0	34	120.0	50.8	94.0	24.0	32.0	4°	10	1.09	20500			
	16	1	1	HA06-SH16Q-S-095	63.0	16.0	39	95.0	44.4	69.0	27.0	34.0	4°	10	0.97	20500			
	16	1	1	HA06-SH16Q-S-120	63.0	16.0	39	120.0	44.4	94.0	27.0	34.0	4°	10	1.14	20500			
	20	1	1	HA06-SH20Q-S-100	63.0	20.0	41	100.0	57.2	74.0	33.0	42.0	4°	10	1.17	20500			
	20	1	1	HA06-SH20Q-S-120	63.0	20.0	41	120.0	57.2	94.0	33.0	42.0	4°	10	1.38	20500			
	25	1	1	HA06-SH25Q-S-115	63.0	25.0	47	115.0	57.2	89.0	44.0	53.0	4°	10	1.75	20500			
	32	1	1	HA06-SH32Q-S-120	63.0	32.0	51	120.0	57.2	94.0	44.0	53.0	4°	10	1.64	20500			
100	6	1	1	HA10-SH06Q-S-085	100.0	6.0	22	85.0	38.1	56.0	21.0	27.0	4°	10	2.19	12500			
	6	1	1	HA10-SH06Q-S-120	100.0	6.0	22	120.0	38.1	91.0	21.0	27.0	4°	10	2.34	12500			
	8	1	1	HA10-SH08Q-S-085	100.0	8.0	26	85.0	38.1	56.0	21.0	27.0	4°	10	2.18	12500			
	8	1	1	HA10-SH08Q-S-120	100.0	8.0	26	120.0	38.1	91.0	21.0	27.0	4°	10	2.33	12500			
	10	1	1	HA10-SH10Q-S-090	100.0	10.0	31	90.0	50.8	61.0	24.0	32.0	4°	10	2.26	12500			
	10	1	1	HA10-SH10Q-S-120	100.0	10.0	31	120.0	50.8	91.0	24.0	32.0	4°	10	2.44	12500			
	12	1	1	HA10-SH12Q-S-095	100.0	12.0	34	95.0	50.8	66.0	24.0	32.0	4°	10	2.28	12500			
	12	1	1	HA10-SH12Q-S-120	100.0	12.0	34	120.0	50.8	91.0	24.0	32.0	4°	10	2.42	12500			
	16	1	1	HA10-SH16Q-S-100	100.0	16.0	39	100.0	44.4	71.0	27.0	34.0	4°	10	2.34	12500			
	16	1	1	HA10-SH16Q-S-130	100.0	16.0	39	130.0	44.4	101.0	27.0	34.0	4°	10	2.54	12500			
	20	1	1	HA10-SH20Q-S-105	100.0	20.0	41	105.0	57.2	76.0	33.0	42.0	4°	10	2.54	12500			
	20	1	1	HA10-SH20Q-S-130	100.0	20.0	41	130.0	57.2	101.0	33.0	42.0	4°	10	2.80	12500			
	25	1	1	HA10-SH25Q-S-115	100.0	25.0	47	115.0	57.2	86.0	44.0	53.0	4°	10	3.06	12500			
	32	1	1	HA10-SH32Q-S-120	100.0	32.0	51	120.0	57.2	91.0	44.0	53.0	4°	10	2.95	12500			

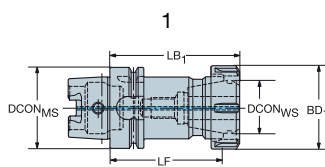
Equilibrio: Posibilidad de ajuste fino

HSK a portapinzas ER

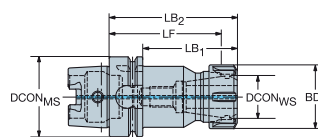
Adaptador del lado de la pieza DIN 6499-B



DSGN



2



					Dimensiones, mm															RPMX
CZC _{MS}	CZC _{WS}	CNSC	CXSC	DSGN	Código de pedido	DCON _{MS}	DCON _{WS}	LF	LB ₁	LB ₂	BD ₁	BD ₂	BAR	KG	RPMX					
40	ER25	1	1	1	392.41014-4025062	40.0	26.0	50.0	62.0		42.0		80	0.42	30000					
50	ER32	1	1	1	392.41014-5032072	50.0	33.0	59.0	72.0		50.0		80	0.70	25000					
63	ER16	1	1	2	392.41014-63 16 100	63.0	17.0	89.4	71.0	100.0	28.0	63.0	80	0.96	20500					
	ER25	1	1	2	392.41014-63 25 100	63.0	26.0	88.0	74.0	100.0	42.0	63.0	80	1.24	20500					
	ER32	1	1	2	392.41014-63 32 100B	63.0	33.0	87.0	74.0	100.0	50.0	63.0	80	1.37	20500					
	ER40	1	1	1	392.41014-63 40 120B	63.0	41.0	105.0	120.0		63.0		80	1.88	20500					
100	ER32	1	1	2	392.41014-100 32 100A	100.0	33.0	87.0	71.0	100.0	50.0	100.0	80	2.75	12500					
	ER40	1	1	2	392.41014-100 40 120A	100.0	41.0	105.0	91.0	120.0	63.0	100.0	80	3.48	12500					
	ER50	1	1	2	392.41014-100 50 130A	100.0	52.0	109.0	101.0	130.0	78.0	100.0	80	4.45	12500					

Para obtener información sobre piezas de repuesto, visite www.sandvik.coromant.com/es



M1



N23



N15

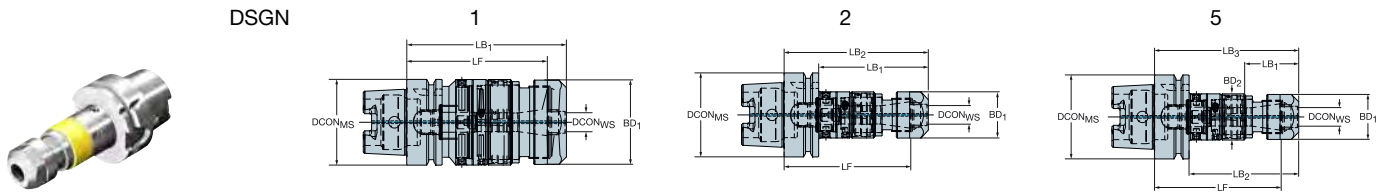
L 40



HSK a CoroChuck™ 970

Adaptador del lado de la máquina HSK A/C

Adaptador del lado de la pieza DIN 6499-B



							Dimensiones, mm									
CZC _{MS}	CZC _{WS}	TRMAX	CNSC	CXSC	DSGN	Código de pedido	DCON _{MS}	DCON _{WS}	LF	LB ₁	LB ₂	BD ₁	BD ₂	BAR	KG	RPMX
63	ER32	M27	1	1	2	970-HA06-32-131	63.0	32.8	121.7	105.2	131.2	50.0	63.0	80	1.41	8000
	ER40	M30	1	1	1	970-HA06-40-160	63.0	41.0	143.1	154.5		63.0		80	2.91	8000
100	ER32	M27	1	1	2	970-HA10-32-138	100.0	32.8	128.2	108.7	137.7	50.0	100.0	80	2.80	8000
	ER40	M30	1	1	2	970-HA10-40-164	100.0	40.8	146.6	129.1	158.0	63.0	100.0	80	4.35	8000

Para mecanizado MQL

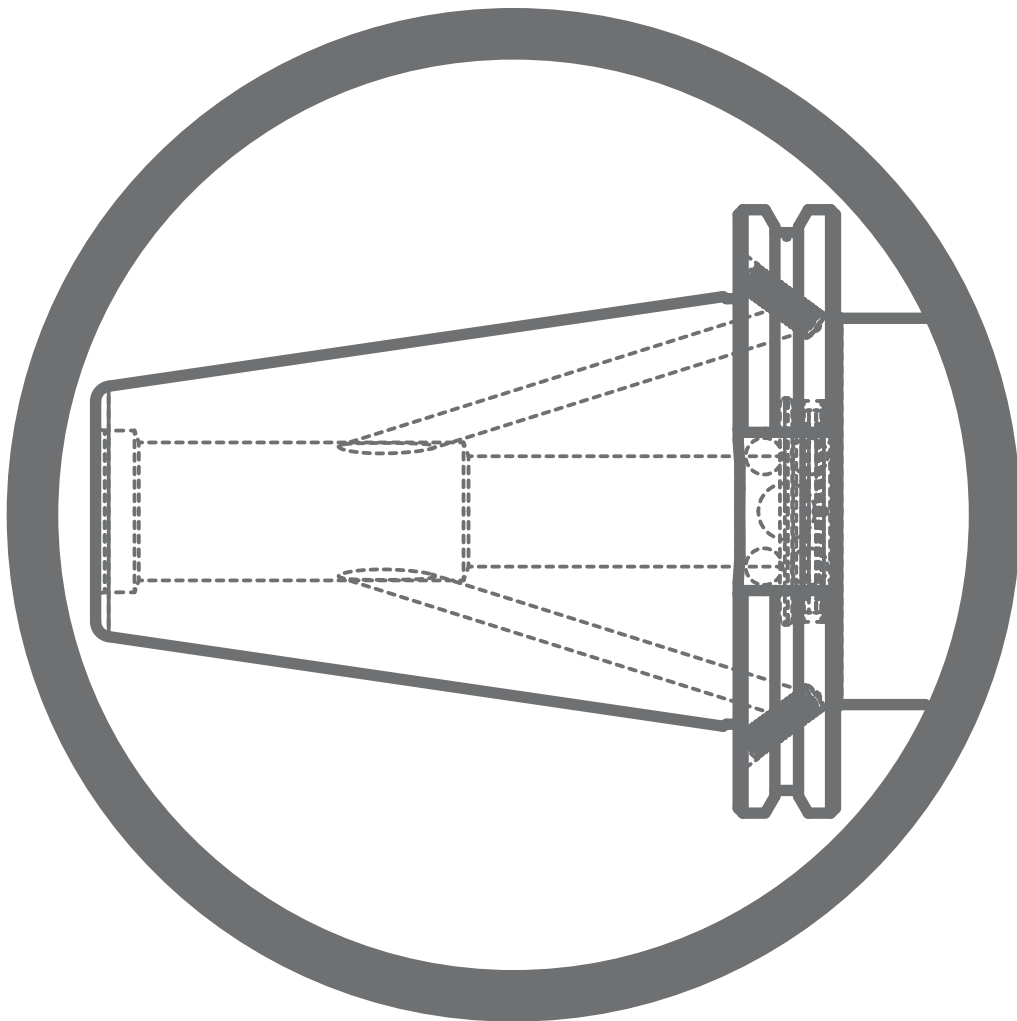
							Dimensiones, mm										
CZC _{MS}	CZC _{WS}	TRMAX	CNSC	CXSC	DSGN	Código de pedido	DCON _{MS}	DCON _{WS}	LF	LB ₁	LB ₂	LB ₃	BD ₁	BD ₂	BAR	KG	RPMX
63	ER20	M12	1	1	5	970-HA06-20-108	63.0	20.8	95.1	35.3	77.1	103.1	33.7	35.0	80	1.09	8000
	ER20	M12	1	1	5	970-HA06Q-20-108	63.0	20.8	95.1	40.3	82.1	108.1	33.7	34.6	80	1.10	8000
	ER25	M20	1	1	5	970-HA06-25-128	63.0	25.8	114.0	37.1	96.5	122.5	42.0	44.0	80	1.44	8000
	ER25	M20	1	1	5	970-HA06Q-25-128	63.0	25.8	114.0	43.2	101.5	127.5	41.7	44.0	80	1.05	8000
100	ER20	M12	1	1	5	970-HA10-20-115	100.0	20.8	101.6	35.3	80.5	109.6	33.7	35.0	80	2.58	8000
	ER20	M12	1	1	5	970-HA10Q-20-115	100.0	20.8	101.6	40.7	85.6	114.6	33.7	34.6	80	2.53	8000
	ER25	M20	1	1	5	970-HA10-25-134	100.0	25.8	120.5	37.1	100.0	129.0	42.0	44.0	80	2.92	8000
	ER25	M20	1	1	5	970-HA10Q-25-134	100.0	25.8	120.5	42.1	105.0	134.0	41.7	44.0	80	2.89	8000

Para obtener información sobre piezas de repuesto, visite www.sandvik.coromant.com/es



I
ADAPTADORES DE HERRAMIENTAS ROTATIVAS

J
K
L
M
N
Adaptador del lado de la máquina BIG-PLUS® ISO

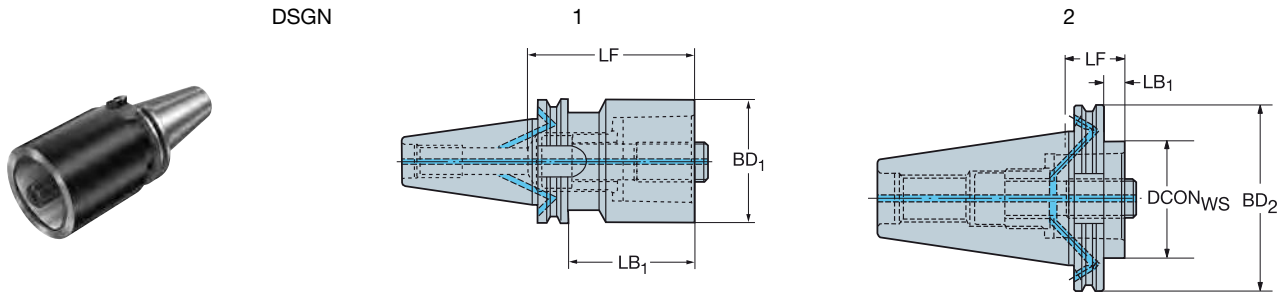


L 42



BIG-PLUS ISO a Coromant Capto®, adaptador

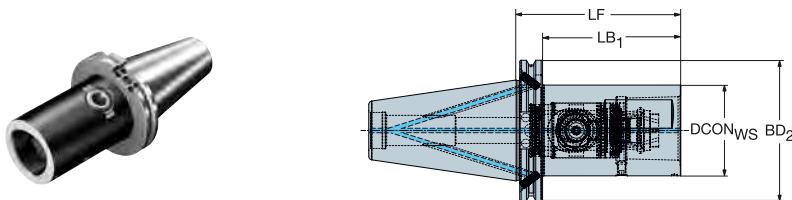
Adaptador del lado de la máquina compatible con ISO 7388-1 y DIN 69871-ADB



						Dimensiones, mm									
CZC _{MS}	CZC _{WS}	CNSC	CXSC	DSGN	Código de pedido	CRKS	DCON _{WS}	LF	LB ₁	LB ₂	BD ₂	BAR	NM	KG	
40	C3	7	1	2	C3-390B.540-40 030	M16	32.0	30.0	10.9	30.0	63.5	80	45.00	0.89	
	C4	7	1	2	C4-390B.540-40 040	M16	40.0	40.0	20.9	40.0	63.5	80	55.00	0.96	
	C5	7	1	2	C5-390B.540-40 050	M16	50.0	50.0	30.9	50.0	63.5	80	95.00	1.12	
	C6	7	1	2	C6-390B.540-40 085	M16	63.0	85.0	30.9	50.0	63.5	80	170.00	1.81	
	C3	7	1	2	C3-390.540-50 030A	M24	32.0	30.0	10.9	30.0	97.5	80	45.00	2.80	
50	C3	7	1	2	C3-390.540-50 060	M24	32.0	60.0	40.9	60.0	97.5	80	45.00	2.91	
	C4	7	1	2	C4-390.540-50 030A	M24	40.0	30.0	10.9	30.0	97.5	80	55.00	2.80	
	C4	7	1	2	C4-390.540-50 060	M24	40.0	60.0	40.9	60.0	97.5	80	55.00	3.01	
	C5	7	1	2	C5-390.540-50 030A	M24	50.0	30.0	10.9	30.0	97.5	80	95.00	2.75	
	C5	7	1	2	C5-390.540-50 070	M24	50.0	70.0	50.9	70.0	97.5	80	95.00	3.27	
	C6	7	1	2	C6-390.540-50 050A	M24	63.0	50.0	30.9	50.0	97.5	80	170.00	3.10	
	C6	7	1	2	C6-390.540-50 100	M24	63.0	100.0	80.9	100.0	97.5	80	170.00	4.22	
	C8	7	1	2	C8-390.540-50 070A	M24	80.0	70.0	50.9	70.0	97.5	80	170.00	3.90	
	C8	7	1	2	C8-390.540-50 120	M24	80.0	120.0	100.9	120.0	97.5	80	170.00	5.74	
	C10	7	1	1	C10-390.540-50 140	M24	100.0	140.0	140.0			80	380.00	7.72	

BIG-PLUS ISO a adaptador Coromant Capto® con cambio rápido

Adaptador del lado de la máquina compatible con ISO 7388-1 y DIN 69871-ADB



						Dimensiones, mm									
CZC _{MS}	CZC _{WS}	CNSC	CXSC	Código de pedido	CRKS	DCON _{WS}	LF	LB ₁	BD ₂	BAR	NM	KG			
50	C6	7	1	IB50-QC-C6-115	M24	63.0	115.0	95.0	97.4	80	90.00	4.48			

SISTEMA BIG-PLUS®, con licencia de BIG Daishowa

Para obtener información sobre piezas de repuesto, visite www.sandvik.coromant.com/es



M1



N23



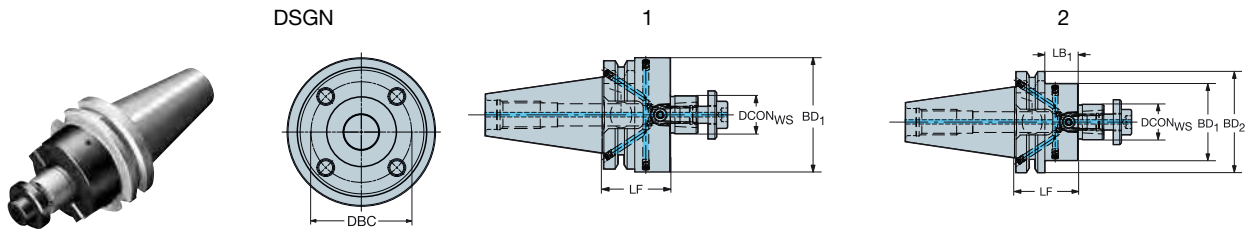
N15



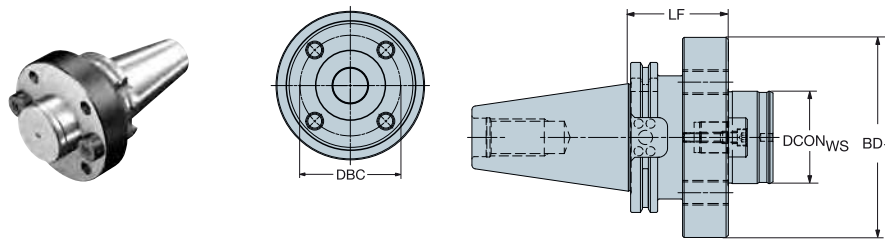
BIG-PLUS ISO a adaptador en eje

Refrigerante a través del eje

Adaptador del lado de la máquina compatible con ISO 7388-1 y DIN 69871-ADB



		Dimensiones, mm															
CZC _{MS}	CZC _{WS}	CNSC	CXSC	DSGN	Código de pedido	DBC	CRKS	DCON _{WS}	LF	LB ₁	LB ₂	BD ₁	BD ₂	(BAR)	(NM)	(KG)	RPMX
40	16	7	4	2	392.54005C4016045	M16	16.0	45.0	25.9	45.0	32.0	63.5	80	22.00	1.04	18000	
	22	7	4	2	392.54005C4022040	M16	22.0	40.0	20.9	40.0	48.0	63.5	80	45.00	1.20	18000	
	27	7	4	2	392.54005C4027050	M16	27.0	50.0	30.9	50.0	60.0	63.5	80	80.00	1.51	18000	
	32	7	4	1	392.54005C4032055	M16	32.0	55.0	55.0		78.0		80	180.00	2.03	18000	
	40S	7	4	1	392.54005C4040055M	66.7	M16	40.0	55.0	55.0		87.0		80	300.00	2.37	18000
50	22	7	4	2	392.54005C5022040	M24	22.0	40.0	21.0	40.0	48.0	97.5	80	45.00	3.04	12000	
	27	7	4	2	392.54005C5027050	M24	27.0	50.0	30.9	50.0	60.0	97.5	80	80.00	3.45	12000	
	32	7	4	2	392.54005C5032055	M24	32.0	55.0	35.9	55.0	78.0	97.5	80	180.00	4.11	12000	
	40S	7	4	2	392.54005C5040060	66.7	M24	40.0	60.0	40.9	60.0	87.0	97.0	80	300.00	4.65	12000



		Dimensiones, mm									
CZC _{MS}	CZC _{WS}	Código de pedido	DBC	CRKS	DCON _{WS}	LF	BD ₁	(NM)	(KG)	RPMX	
50	60	392.54005-5060065	101.6	M24	60.0	65.0	130.0	180.00	7.70	12000	

SISTEMA BIG-PLUS®, con licencia de BIG Daishowa

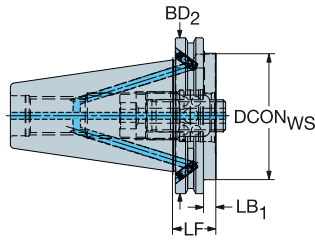
Para obtener información sobre piezas de repuesto, visite www.sandvik.coromant.com/es



BIG-PLUS ISO a adaptador VL

Adaptador del lado de la máquina compatible con ISO 7388-1 y DIN 69871-ADB

Adaptador del lado de la pieza DIN 6499-B



				Dimensiones, mm									
CZC _{MS}	CZC _{WS}	CNSC	CXSC	Código de pedido	CRKS	DCON _{WS}	LF	LB ₁	BD ₂	BAR	NM	KG	RPMX
50	80	7	1	390B.540-50 80 027	M24	80.0	27.0	7.9	97.5	80	170.00	2.87	12000

SISTEMA BIG-PLUS®, con licencia de BIG Daishowa

Para obtener información sobre piezas de repuesto, visite www.sandvik.coromant.com/es



M1



N23

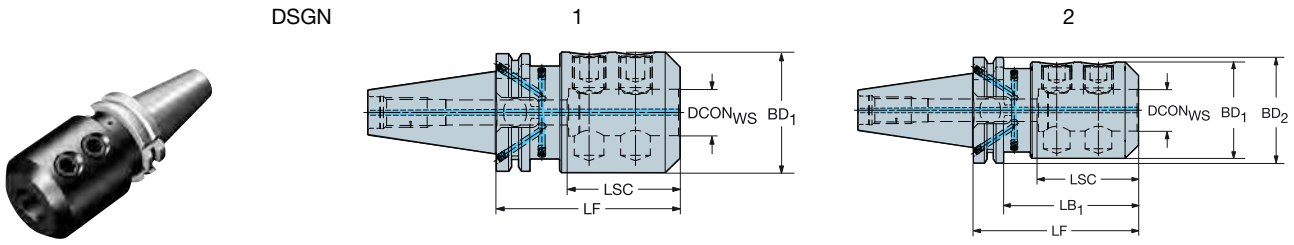


N15



BIG-PLUS ISO a Weldon/ISO 9766, adaptador

Adaptador del lado de la máquina compatible con ISO 7388-1 y DIN 69871-ADB



		Dimensiones, mm															
CZC _{MS}	CZC _{WS}	CNSC	CXSC	DSGN	Código de pedido	CRKS	DCON _{WS}	LSC	LF	LB ₁	LB ₂	BD ₁	BD ₂	BAR	NM	KG	RPMX
40	16	7	1	2	392.54023-4016060	M16	16.0		60.0	40.9	60.0	48.0	63.5	20	25.00	1.32	18000
	20	7	1	2	392.54023-4020070	M16	20.0		70.0	50.9	70.0	52.0	63.5	20	25.00	1.52	18000
	25	7	1	1	392.54023-4025100	M16	25.0		100.0	100.0		65.0		20	25.00	2.43	18000
	32	7	1	1	392.54023-4032105	M16	32.0		105.0	105.0		72.0		20	45.00	2.80	18000
	40	7	1	1	392.54023-4040115	M16	40.0		115.0	115.0		90.0		20	45.00	4.28	18000
50	25	7	1	2	392.54023-5025085	M24	25.0	60	85.0	65.9	85.0	65.0	97.5	20	25.00	4.05	12000
	32	7	1	2	392.54023-5032090	M24	32.0	64	90.0	69.9	90.0	72.0	97.5	20	45.00	4.42	12000
	40	7	1	2	392.54023-5040115	M24	40.0	74	115.0	95.9	115.0	90.0	97.0	20	45.00	6.35	12000

SISTEMA BIG-PLUS®, con licencia de BIG Daishowa

Para obtener información sobre piezas de repuesto, visite www.sandvik.coromant.com/es



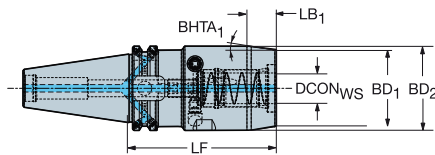
BIG-PLUS ISO a CoroChuck™ 930

Adaptador del lado de la máquina compatible con ISO 7388-1 y DIN 69871-ADB

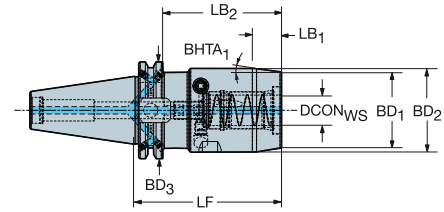


DSGN

3



6

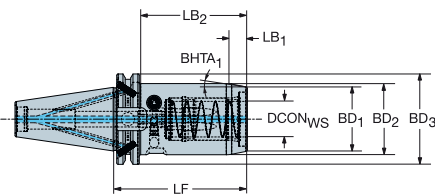


Diseño de mecanizado pesado

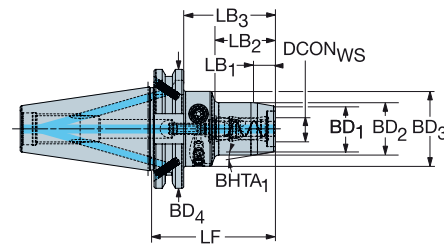
					Dimensiones, mm																	
CZC _{MS}	CZC _{WS}	CNSC	CXSC	DSGN	Código de pedido	CRKS	DCON _{WS}	LSC	LF	LB ₁	LB ₂	LB ₃	BD ₁	BD ₂	BD ₃	BHTA ₁	BAR	NM	KG	RPMX		
40	20	7	1	6	930-IB40-HD-20-097	M16	20.0	51	97.0	17.8	77.9	97.0	50.0	55.0	63.5	8°	80	10.00	2.03	18000		
	25	7	1	3	930-IB40-HD-25-103	M16	25.0	57	103.0	18.8	103.0		57.0	65.0		12°	80	10.00	2.50	18000		
50	20	7	1	6	930-IB50-HD-20-083	M24	20.0	51	83.0	17.8	63.9	83.0	50.0	55.0	97.4	8°	80	10.00	3.72	12000		
	25	7	1	6	930-IB50-HD-25-087	M24	25.0	57	87.0	18.8	67.9	87.0	57.0	65.0	97.4	12°	80	10.00	4.17	12000		
	32	7	1	6	930-IB50-HD-32-077	M24	32.0	61	77.0	18.8	57.9	77.0	68.0	76.0	97.4	12°	80	10.00	4.27	12000		

DSGN

6



10



Diseño delgado

					Dimensiones, mm																	
CZC _{MS}	CZC _{WS}	CNSC	CXSC	DSGN	Código de pedido	CRKS	DCON _{WS}	LSC	LF	LB ₁	LB ₂	LB ₃	LB ₄	BD ₁	BD ₂	BD ₃	BD ₄	BHTA ₁	BAR	NM	KG	RPMX
40	6	7	1	10	930-IB40-S-06-068	M16	6.0	37	68.0	11.3	30.2	48.9	68.0	22.0	26.0	40.0	63.5	10°	80	8.00	1.08	18000
	8	7	1	10	930-IB40-S-08-068	M16	8.0	37	68.0	11.3	30.2	48.9	68.0	24.0	28.0	40.0	63.5	10°	80	8.00	1.10	18000
	10	7	1	10	930-IB40-S-10-072	M16	10.0	41	72.0	11.3	34.2	52.9	72.0	26.0	30.0	40.0	63.5	10°	80	8.00	1.13	18000
	12	7	1	10	930-IB40-S-12-080	M16	12.0	46	80.0	11.3	38.2	60.9	80.0	28.0	32.0	50.0	63.5	10°	80	8.00	1.33	18000
	20	7	1	10	930-IB40-S-20-090	M16	20.0	51	90.0	16.0	49.2	70.9	90.0	38.0	42.0	50.0	63.5	7°	80	8.00	1.52	18000
	25	7	1	6	930-IB40-S-25-095	M16	25.0	57	95.0	12.9	75.0	95.0		45.0	50.0	63.5		11°	80	8.00	1.74	18000
50	20	7	1	10	930-IB50-S-20-089	M24	20.0	51	89.0	16.0	49.2	69.9	89.0	38.0	42.0	50.0	97.4	7°	80	8.00	3.40	12000
	25	7	1	6	930-IB50-S-25-095	M24	25.0	57	95.0	12.9	73.5	95.0		45.0	50.0	97.4		11°	80	8.00	3.61	12000

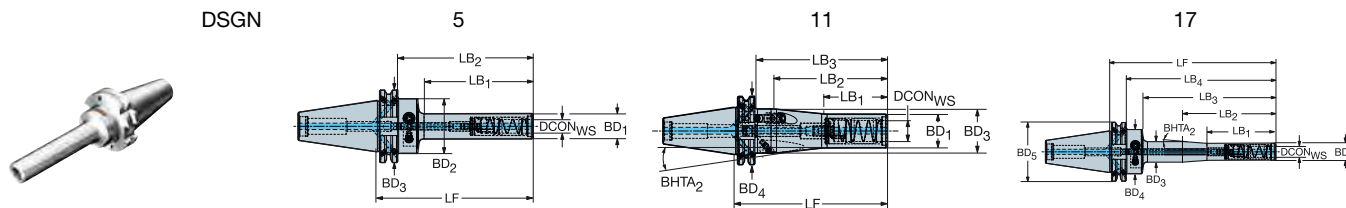
SISTEMA BIG-PLUS® con licencia de BIG Daishowa

Para obtener información sobre piezas de repuesto, visite www.sandvik.coromant.com/es



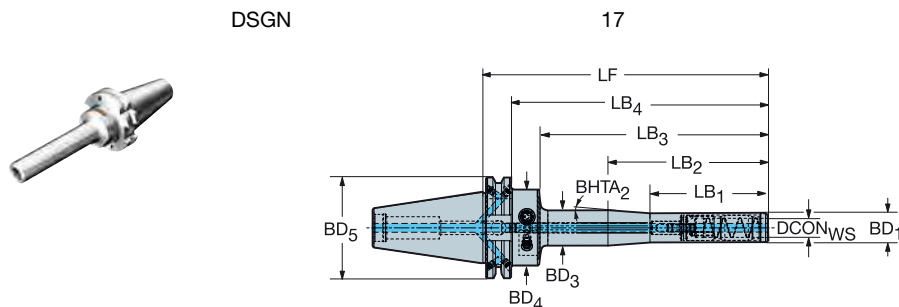
BIG-PLUS ISO a CoroChuck™ 930

Adaptador del lado de la máquina compatible con ISO 7388-1 y DIN 69871-ADB



Diseño tipo lápiz

		Dimensiones, mm																						
CZC _{MS}	CZC _{WS}	CNSC	CXSC	DSGN	Código de pedido	CRKS	DCON _{WS}	LSC	LF	LB ₁	LB ₂	LB ₃	LB ₄	LB ₅	BD ₁	BD ₂	BD ₃	BD ₄	BD ₅	BHTA ₂	BAR	NM	KG	RPMX
40	8	7	1	5	930-IB40-P-08-088	M16	8.0	37	88.0	45.8	66.5	88.0			17.5	40.0	63.5			0°	80	8.00	1.06	18000
	10	7	1	5	930-IB40-P-10-098	M16	10.0	41	98.0	55.8	76.5	98.0			20.0	40.0	63.5			0°	80	8.00	1.10	18000
	10	7	1	5	930-IB40-P-10-138	M16	10.0	41	138.0	95.8	116.5	138.0			20.0	40.0	63.5			0°	80	8.00	1.20	18000
	12	7	1	5	930-IB40-P-12-103	M16	12.0	46	103.0	65.0	83.9	103.0			22.0	40.0	63.5			0°	80	8.00	1.19	18000
	12	7	1	5	930-IB40-P-12-138	M16	12.0	46	138.0	100.0	118.9	138.0			22.0	40.0	63.5			0°	80	8.00	1.29	18000
	12	7	1	17	930-IB40-P-12-188	M16	12.0	46	188.0	50.0	75.0	150.0	168.9	188	22.0	22.0	26.0	40.0	63	4°	80	8.00	1.58	18000
	20	7	1	11	930-IB40-P-20-145	M16	20.0	51	145.0	60.0	108.0	125.9	145.0		32.0	32.0	42.0	63.5		5°	80	8.00	1.66	18000



		Dimensiones, mm																				
CZC _{MS}	CZC _{WS}	CNSC	CXSC	DSGN	Código de pedido	CRKS	DCON _{WS}	LSC	LF	LB ₁	LB ₂	LB ₃	LB ₄	BD ₁	BD ₃	BD ₄	BD ₅	BHTA ₂	BAR	NM	KG	RPMX
40	12	7	1	17	930-IB40-P-12-188	M16	12.0	46	188.0	50.0	75.0	150.0	168.9	22.0	26.0	40.0	63	4°	80	8.00	1.58	18000

SISTEMA BIG-PLUS® con licencia de BIG Daishowa

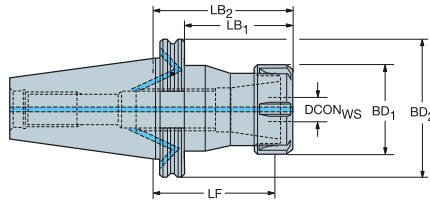
Para obtener información sobre piezas de repuesto, visite www.sandvik.coromant.com/es



BIG-PLUS ISO a portapinzas ER

Adaptador del lado de la máquina compatible con ISO 7388-1 y DIN 69871-ADB

Adaptador del lado de la pieza DIN 6499-B



					Dimensiones, mm									
CZC _{MS}	CZC _{WS}	CNSC	CXSC	Código de pedido	CRKS	DCON _{WS}	LF	LB ₁	LB ₂	BD ₁	BD ₂	BAR	KG	RPMX
40	ER25	7	1	392.54014-4025070	M16	26.0	58.0	30.9	70.0	42.0	63.5	80	1.17	18000
	ER40	7	1	392.54014-4040075	M16	41.0	60.0	55.9	75.0	63.0	63.5	80	1.43	18000

SISTEMA BIG-PLUS® con licencia de BIG Daishowa

Para obtener información sobre piezas de repuesto, visite www.sandvik.coromant.com/es



M1



N23



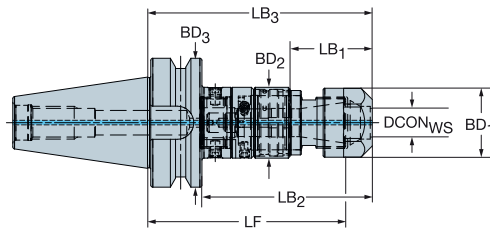
N15

ADAPTADORES DE HERRAMIENTAS ROTATIVAS

Adaptador del lado de la máquina BIG-PLUS® ISO

BIG-PLUS ISO a CoroChuck™ 970

Adaptador del lado de la pieza DIN 6499-B



Dimensiones, mm

CZC _{MS}	CZC _{WS}	TRMAX	CNSC	CXSC	Código de pedido	CRKS	DCON _{WS}	LF	LB ₁	LB ₂	LB ₃	BD ₁	BD ₂	BD ₃	BAR	KG	RPMX
50	ER20	M12	7	1	970-IB50-20-106	M24	20.8	93.2	35.3	82.1	101.2	33.7	35.0	97.5	80	3.00	8000
	ER25	M20	7	1	970-IB50-25-126	M24	25.8	112.1	37.1	101.5	120.6	42.0	44.0	97.5	80	3.50	8000

SISTEMA BIG-PLUS®, con licencia de BIG Daishowa

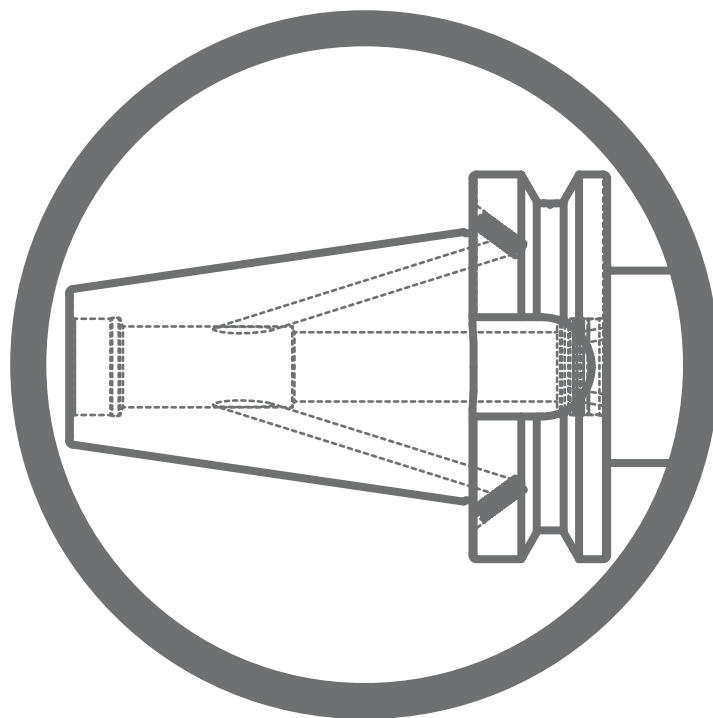
Para obtener información sobre piezas de repuesto, visite www.sandvik.coromant.com/es



L 50



Adaptador del lado de la máquina BIG-PLUS® MAS-BT

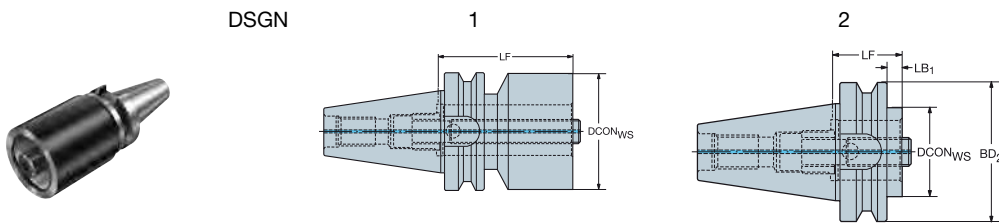


ADAPTADORES DE HERRAMIENTAS ROTATIVAS

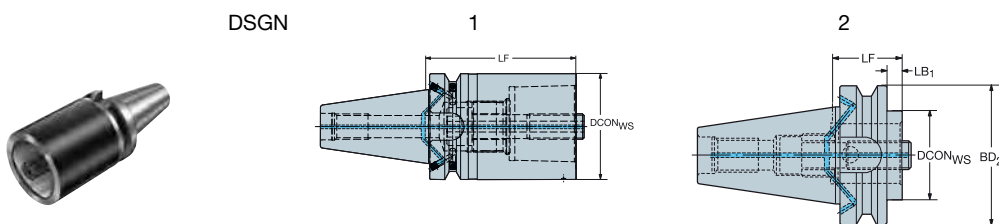
Adaptador del lado de la máquina BIG-PLUS® MAS-BT

BIG-PLUS MAS-BT a Coromant Capto® , adaptador

Adaptador del lado de la máquina compatible con MAS-BT 403 y JIS B 6339



					Dimensiones, mm										
CZC _{MS}	CZC _{WS}	CNSC	CXSC	DSGN	Código de pedido	CRKS	DCON _{WS}	LF	LB ₁	LB ₂	BD ₂	BAR	NM	KG	
30	C3	1	1	2	C3-390.555-30 040	M12	32.0	40.0	18.0	40.0	46.0	80	45.00	0.48	
	C4	1	1	2	C4-390.555-30 060	M12	40.0	60.0	38.0	60.0	46.0	80	55.00	0.67	
	C5	1	1	1	C5-390.555-30 080	M12	50.0	80.0	80.0			80	95.00	1.08	



					Dimensiones, mm										
CZC _{MS}	CZC _{WS}	CNSC	CXSC	DSGN	Código de pedido	CRKS	DCON _{WS}	LF	LB ₁	LB ₂	BD ₂	BAR	NM	KG	
40	C3	7	1	2	C3-390B.555-40 030	M16	32.0	30.0	3.0	30.0	63.0	80	45.00	1.00	
	C4	7	1	2	C4-390B.555-40 040	M16	40.0	40.0	13.0	40.0	63.0	80	55.00	1.04	
	C4	7	1	2	C4-390B.555-40 070	M16	40.0	70.0	43.0	70.0	63.0	80	55.00	1.32	
	C5	7	1	2	C5-390B.555-40 050	M16	50.0	50.0	23.0	50.0	63.0	80	95.00	1.16	
	C5	7	1	2	C5-390B.555-40 090	M16	50.0	90.0	63.0	90.0	63.0	80	95.00	1.73	
	C6	7	1	1	C6-390B.555-40 075	M16	63.0	75.0	75.0			80	170.00	1.75	
50	C3	7	1	2	C3-390B.558-50 040	M24	32.0	40.0	2.0	40.0	100.0	80	45.00	3.72	
	C3	7	1	2	C3-390B.558-50 070	M24	32.0	70.0	32.0	70.0	100.0	80	45.00	3.82	
	C4	7	1	2	C4-390B.558-50 040	M24	40.0	40.0	2.0	40.0	100.0	80	55.00	3.72	
	C4	7	1	2	C4-390B.558-50 070	M24	40.0	70.0	32.0	70.0	100.0	80	55.00	3.90	
	C5	7	1	2	C5-390B.558-50 040	M24	50.0	40.0	2.0	40.0	100.0	80	95.00	3.59	
	C5	7	1	2	C5-390B.558-50 080	M24	50.0	80.0	42.0	80.0	100.0	80	95.00	4.13	
	C6	7	1	2	C6-390B.558-50 050	M24	63.0	50.0	12.0	50.0	100.0	80	170.00	3.64	
	C6	7	1	2	C6-390B.558-50 100	M24	63.0	100.0	62.0	100.0	100.0	80	170.00	4.75	
	C8	7	1	2	C8-390B.558-50 070	M24	80.0	70.0	32.0	70.0	100.0	80	170.00	4.16	
	C8	7	1	2	C8-390B.558-50 120	M24	80.0	120.0	82.0	120.0	100.0	80	170.00	6.02	
C10	7	1	1	C10-390B.558-50 140	M24	100.0	140.0	140.0			80	380.00	8.01		

SISTEMA BIG-PLUS®, con licencia de BIG Daishowa

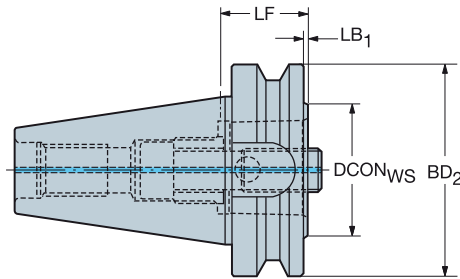
Para obtener información sobre piezas de repuesto, visite www.sandvik.coromant.com/es



BIG-PLUS MAS-BT a Coromant Capto®, adaptador

Polígono rotado 90° para una mayor precisión del control de la punta de la herramienta

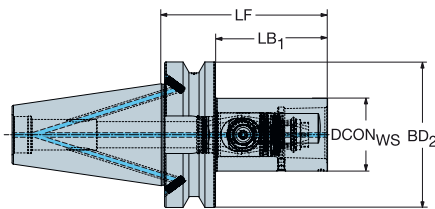
Diseñado para las series de máquinas -e de Mazak™ y Mori Seiki NT™



				Dimensiones, mm										
CZC _{MS}	CZC _{WS}	CNSC	CXSC	Código de pedido	CRKS	DCON _{WS}	LF	LB ₁	BD ₂	BAR	NM	KG		
40	C5	1	1	C5-390.562-40 050	M16	50.0	50.0	23.0	63.0	80	45.00	1.16		
50	C6	1	1	C6-390.562-50 050	M24	63.0	50.0	12.0	100.0	80	65.00	3.66		
	C8	1	1	C8-390.562-50 070	M24	80.0	70.0	32.0	100.0	80	65.00	4.18		

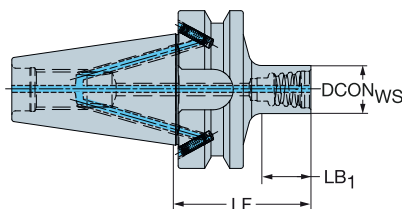
BIG-PLUS MAS-BT a adaptador Coromant Capto® con cambio rápido

Adaptador del lado de la máquina compatible con MAS-BT 403 y JIS B 6339



				Dimensiones, mm										
CZC _{MS}	CZC _{WS}	CNSC	CXSC	Código de pedido	CRKS	DCON _{WS}	LF	LB ₁	BD ₂	BAR	NM	KG		
50	C6	7	1	BB50-QC-C6-135	M24	63.0	135.0	96.0	135.0	80	90.00	5.52		

BIG-PLUS MAS-BT a adaptador Coromant EH



				Dimensiones, mm										
CZC _{MS}	CZC _{WS}	CNSC	CXSC	Código de pedido	CRKS	DCON _{WS}	LF	LB ₁	BD ₂	BAR	NM	KG	RPMX	
30	E12	1	1	EH-BB30-12-044	M12	11.6	44.0	15.4	46.0	80	15.00	0.41	25000	
	E16	1	1	EH-BB30-16-050	M12	15.4	50.0	22.0	46.0	80	30.00	0.43	25000	
	E20	1	1	EH-BB30-20-047	M12	19.2	47.0	19.4	46.0	80	50.00	0.43	25000	
	E25	1	1	EH-BB30-25-052	M12	24.1	52.0	25.1	46.0	80	65.00	0.46	25000	

SISTEMA BIG-PLUS®, con licencia de BIG Daishowa

Para obtener información sobre piezas de repuesto, visite www.sandvik.coromant.com/es

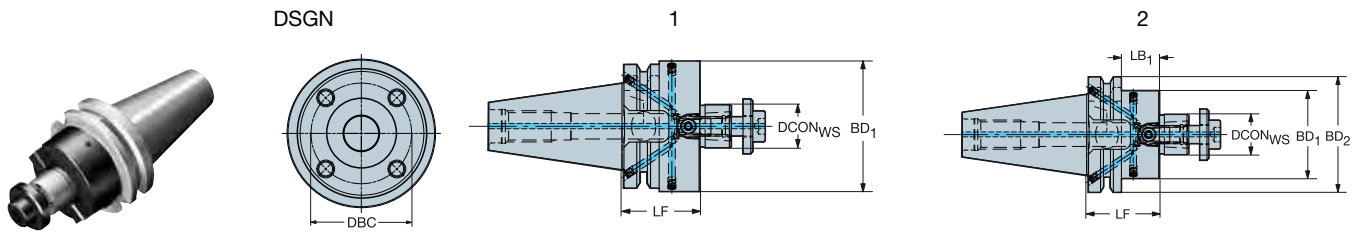


ADAPTADORES DE HERRAMIENTAS ROTATIVAS

Adaptador del lado de la máquina BIG-PLUS® MAS-BT

BIG-PLUS MAS-BT a adaptador de eje

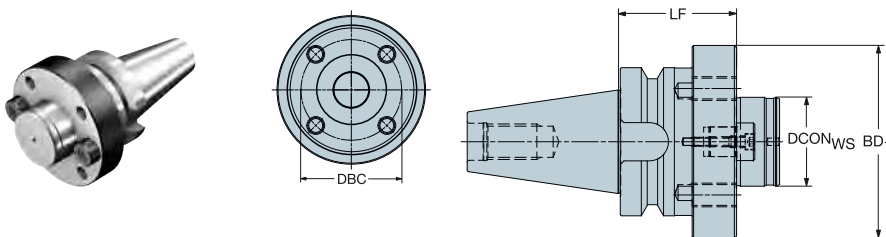
Adaptador del lado de la máquina compatible con MAS-BT 403 y JIS B 6339



		Dimensiones, mm															
CZC _{MS}	CZC _{WS}	CNSC	CXSC	DSGN	Código de pedido	DBC	CRKS	DCON _{WS}	LF	LB ₁	LB ₂	BD ₁	BD ₂	BAR	NM	KG	RPMX
30	16	1	4	2	392.55505C3016040		M12	16.0	40.0	18.0	40.0	32.0	46.0	80	22.00	0.55	25000
	22	1	4	1	392.55505C3022040		M12	22.0	40.0	40.0		48.0		80	45.00	0.73	25000
	27	1	4	1	392.55505C3027040		M12	27.0	40.0	40.0		60.0		80	80.00	0.91	25000
	32	1	4	1	392.55505C3032045		M12	32.0	45.0	45.0		78.0		80	180.00	1.40	25000
40	16	7	4	2	392.55505C4016050		M16	16.0	50.0	23.0	50.0	32.0	63.0	80	22.00	1.18	18000
	22	7	4	2	392.55505C4022045		M16	22.0	45.0	18.0	45.0	48.0	63.0	80	45.00	1.32	18000
	27	7	4	2	392.55505C4027045		M16	27.0	45.0	18.0	45.0	60.0	63.0	80	80.00	1.50	18000
	32	7	4	1	392.55505C4032050		M16	32.0	50.0	50.0		78.0		80	180.00	2.01	18000
	40S	7	4	1	392.55505C4040055M	66.7	M16	40.0	55.0	55.0		87.0		80	300.00	2.58	18000
50	22	7	4	2	392.55805C5022055		M24	22.0	55.0	17.0	55.0	48.0	100.0	80	45.00	3.96	12000
	27	7	4	2	392.55805C5027055		M24	27.0	55.0	17.0	55.0	60.0	100.0	80	80.00	4.14	12000
	32	7	4	2	392.55805C5032055		M24	32.0	55.0	17.0	55.0	78.0	100.0	80	180.00	4.43	12000
	40S	7	4	2	392.55805C5040055	66.7	M24	40.0	55.0	17.0	55.0	87.0	100.0	80	300.00	4.69	12000

BIG-PLUS MAS-BT a adaptador de eje

Adaptador del lado de la máquina compatible con ISO 7388-1 y DIN 69871-ADB



		Dimensiones, mm									
CZC _{MS}	CZC _{WS}	Código de pedido	DBC	CRKS	DCON _{WS}	LF	BD ₁	NM	KG	RPMX	
50	60	392.55805-5060080	101.6	M24	60.0	80.0	130.0	180.00	8.82	12000	

SISTEMA BIG-PLUS®, con licencia de BIG Daishowa

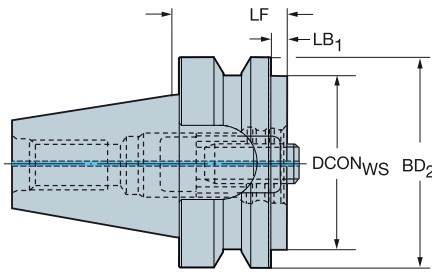
Para obtener información sobre piezas de repuesto, visite www.sandvik.coromant.com/es



BIG-PLUS MAS-BT a adaptador VL

Adaptador del lado de la máquina compatible con MAS-BT 403 y JIS B 6339

Refrigerante por el centro

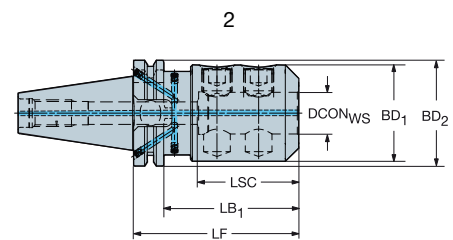
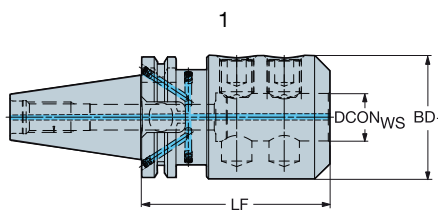


					Dimensiones, mm									
CZC _{MS}	CZC _{WS}	CNSC	CXSC	Código de pedido	CRKS	DCON _{WS}	LF	LB ₁	BD ₂	BAR	NM	KG		
50	80	1	1	390.558-50 80 040	M24	80.0	40.0	2.0	100.0	80	180.00	3.50		

BIG-PLUS MAS-BT a Weldon/ISO 9766, adaptador

Adaptador del lado de la máquina compatible con MAS-BT 403 y JIS B 6339

DSGN



					Dimensiones, mm												
CZC _{MS}	CZC _{WS}	CNSC	CXSC	DSGN	Código de pedido	CRKS	DCON _{WS}	LF	LB ₁	LB ₂	BD ₁	BD ₂	BAR	NM	KG	RPMX	
30	16	1	1	1	392.55523-3016060	M12	16.0	60.0	60.0		48.0		20	20.00	0.86	25000	
	20	1	1	1	392.55523-3020065	M12	20.0	65.0	65.0		52.0		20	20.00	0.97	25000	
	25	1	1	1	392.55523-3025090	M12	25.0	90.0	90.0		65.0		20	65.00	1.80	25000	
	32	1	1	1	392.55523-3032095	M12	32.0	95.0	95.0		72.0		20	45.00	2.16	25000	
40	16	7	1	2	392.55523-4016065	M16	16.0	65.0	38.0	65.0	48.0	63.0	20	20.00	1.43	18000	
	20	7	1	2	392.55523-4020065	M16	20.0	65.0	38.0	65.0	52.0	63.0	20	20.00	1.49	18000	
	25	7	1	1	392.55523-4025090	M16	25.0	90.0	90.0		65.0		20	25.00	2.30	18000	
	32	7	1	1	392.55523-4032100	M16	32.0	100.0	100.0		72.0		20	45.00	2.80	18000	
	40	7	1	1	392.55523-4040110	M16	40.0	110.0	110.0		90.0		20	45.00	4.28	18000	
50	25	7	1	2	392.55823-5025100	M24	25.0	100.0	62.0	100.0	65.0	100.0	20	25.00	4.94	12000	
	32	7	1	2	392.55823-5032105	M24	32.0	105.0	67.0	105.0	72.0	100.0	20	45.00	5.26	12000	
	40	7	1	2	392.55823-5040115	M24	40.0	115.0	77.0	115.0	90.0	100.0	20	45.00	6.60	12000	
	50	7	1	1	392.55823-5050130	M24	50.0	130.0	100.0		100.0		20	60.00	7.81	12000	

SISTEMA BIG-PLUS®, con licencia de BIG Daishowa

Para obtener información sobre piezas de repuesto, visite www.sandvik.coromant.com/es



M1



N23



N15

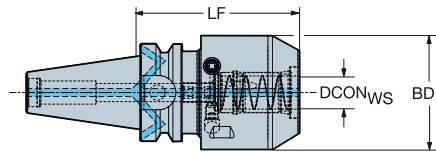


BIG-PLUS MAS-BT a CoroChuck™ 930

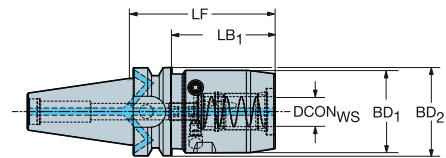
Adaptador del lado de la máquina compatible con MAS-BT 403 y JIS B 6339

DSGN

3



6

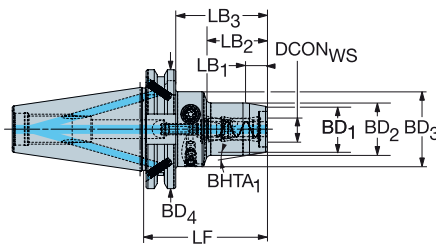


Diseño de mecanizado pesado

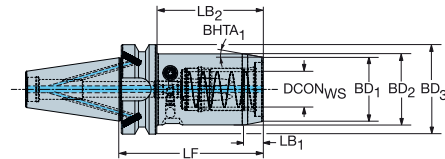
						Dimensiones, mm																		
CZC _{MS}	CZC _{WS}	CNSC	CXSC	DSGN	Código de pedido	CRKS	DCON _{WS}	LSC	LF	LB ₁	LB ₂	LB ₃	BD ₁	BD ₂	BD ₃	BHTA ₁	BAR	NM	KG	RPMX				
40	20	7	1	6	930-BB40-HD-20-088	M16	20.0	51	88.0	17.8	61.0	88.0	50.0	55.0	63.0	8°	80	10.00	1.95	18000				
	25	7	1	3	930-BB40-HD-25-094	M16	25.0	57	94.0	18.8	94.0		57.0	65.0		12°	80	10.00	2.40	18000				
50	20	7	1	6	930-BB50-HD-20-102	M24	20.0	51	102.0	17.8	64.0	102.0	50.0	55.0	100.0	8°	80	10.00	4.75	12000				
	25	7	1	6	930-BB50-HD-25-106	M24	25.0	57	106.0	18.8	68.0	106.0	57.0	65.0	100.0	12°	80	10.00	5.16	12000				
	32	7	1	6	930-BB50-HD-32-096	M24	32.0	61	96.0	18.8	58.0	96.0	68.0	76.0	100.0	12°	80	10.00	5.25	12000				

DSGN

10



6



Diseño delgado

						Dimensiones, mm																		
CZC _{MS}	CZC _{WS}	CNSC	CXSC	DSGN	Código de pedido	CRKS	DCON _{WS}	LSC	LF	LB ₁	LB ₂	LB ₃	LB ₄	BD ₁	BD ₂	BD ₃	BD ₄	BHTA ₁	BAR	NM	KG	RPMX		
30	6	1	1	6	930-BB30-S-06-048	M12	6.0	37	48.0	9.3	12.8	48.0		22.0	26.0	46.0		12°	80	8.00	0.56	25000		
	8	1	1	6	930-BB30-S-08-048	M12	8.0	37	48.0	9.3	12.8	48.0		24.0	28.0	46.0		12°	80	8.00	0.57	25000		
	10	1	1	6	930-BB30-S-10-048	M12	10.0	41	48.0	9.3	13.8	48.0		26.0	30.0	46.0		12°	80	8.00	0.56	25000		
	12	1	1	10	930-BB30-S-12-082	M12	12.0	46	82.0	11.3	38.2	60.0	82.0	28.0	32.0	40.0	46.0	10°	80	8.00	0.76	25000		
	20	1	1	6	930-BB30-S-20-088	M12	20.0	51	88.0	16.0	66.0	88.0		38.0	42.0	46.0		7°	80	8.00	0.94	25000		
40	6	7	1	10	930-BB40-S-06-075	M16	6.0	37	75.0	11.3	30.2	48.0	75.0	22.0	26.0	40.0	63.0	10°	80	8.00	1.23	18000		
	8	7	1	10	930-BB40-S-08-075	M16	8.0	37	75.0	11.3	30.2	48.0	75.0	24.0	28.0	40.0	63.0	10°	80	8.00	1.25	18000		
	10	7	1	10	930-BB40-S-10-080	M16	10.0	41	80.0	11.3	34.2	53.0	80.0	26.0	30.0	40.0	63.0	10°	80	8.00	1.29	18000		
	12	7	1	10	930-BB40-S-12-085	M16	12.0	46	85.0	11.3	40.0	58.0	85.0	26.0	32.0	50.0	63.0	10°	80	8.00	1.40	18000		
	20	7	1	10	930-BB40-S-20-094	M16	20.0	51	94.0	16.0	49.2	67.0	94.0	37.9	42.0	50.0	63.0	7°	80	8.00	1.62	18000		
	25	7	1	6	930-BB40-S-25-102	M16	25.0	57	102.0	12.9	74.0	102.0		45.0	50.0	63.0		11°	80	10.00	1.87	18000		
50	20	7	1	10	930-BB50-S-20-108	M24	20.0	51	108.0	16.0	49.2	70.0	108.0	37.9	42.0	50.0	100.0	7°	80	8.00	4.41	12000		
	25	7	1	6	930-BB50-S-25-114	M24	25.0	57	114.0	12.9	73.5	114.0		45.0	50.0	100.0		11°	80	10.00	4.62	12000		

SISTEMA BIG-PLUS® con licencia de BIG Daishowa

Para obtener información sobre piezas de repuesto, visite www.sandvik.coromant.com/es



M1



N23



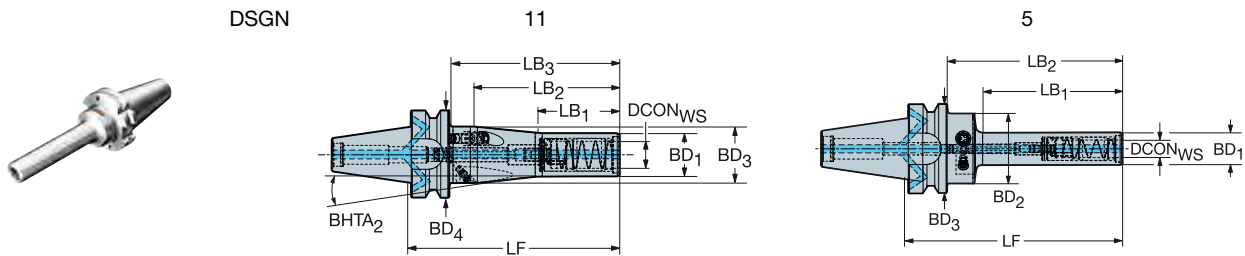
N15



N4

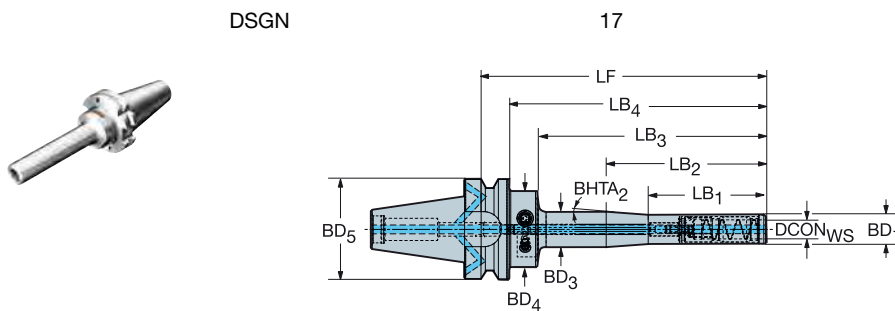
BIG-PLUS MAS-BT a CoroChuck™ 930

Adaptador del lado de la máquina compatible con MAS-BT 403 y JIS B 6339



Diseño tipo lápiz

					Dimensiones, mm																	
CZC _{MS}	CZC _{WS}	CNSC	CXSC	DSGN	Código de pedido	CRKS	DCON _{WS}	LSC	LF	LB ₁	LB ₂	LB ₃	LB ₄	BD ₁	BD ₂	BD ₃	BD ₄	BHTA ₂	BAR	NM	KG	RPMX
30	6	1	1	5	930-BB30-P-06-088	M12	6.0	37	88.0	50.0	66.0	88.0		14.5	40.0	46.0		0°	80	8.00	0.62	25000
	8	1	1	5	930-BB30-P-08-088	M12	8.0	37	88.0	45.8	66.0	88.0		17.5	40.0	46.0		0°	80	8.00	0.60	25000
	10	1	1	5	930-BB30-P-10-098	M12	10.0	41	98.0	55.8	76.0	98.0		20.0	40.0	46.0		0°	80	8.00	0.64	25000
	10	1	1	5	930-BB30-P-10-138	M12	10.0	41	138.0	95.8	116.0	138.0		20.0	40.0	46.0		0°	80	8.00	0.74	25000
	12	1	1	5	930-BB30-P-12-103	M12	12.0	46	103.0	65.0	81.0	103.0		22.0	40.0	46.0		0°	80	8.00	0.71	25000
	12	1	1	5	930-BB30-P-12-138	M12	12.0	46	138.0	100.0	116.0	138.0		22.0	40.0	46.0		0°	80	8.00	0.80	25000
40	8	7	1	5	930-BB40-P-08-095	M16	8.0	37	95.0	45.8	65.5	95.0		17.5	40.0	63.0		0°	80	8.00	1.21	18000
	10	7	1	5	930-BB40-P-10-105	M16	10.0	41	105.0	55.8	75.5	105.0		20.0	40.0	63.0		0°	80	8.00	1.25	18000
	10	7	1	5	930-BB40-P-10-145	M16	10.0	41	145.0	95.8	115.5	145.0		20.0	40.0	63.0		0°	80	8.00	1.35	18000
	12	7	1	5	930-BB40-P-12-110	M16	12.0	46	110.0	65.0	83.0	110.0		22.0	40.0	63.0		0°	80	8.00	1.33	18000
	12	7	1	5	930-BB40-P-12-145	M16	12.0	46	145.0	100.0	118.0	145.0		22.0	40.0	63.0		0°	80	8.00	1.47	18000
	20	7	1	11	930-BB40-P-20-153	M16	20.0	51	153.0	60.0	108.0	126.0	153.0		32.0	32.0	42.0	63.0	5°	80	8.00	1.85



					Dimensiones, mm																	
CZC _{MS}	CZC _{WS}	CNSC	CXSC	DSGN	Código de pedido	CRKS	DCON _{WS}	LSC	LF	LB ₁	LB ₂	LB ₃	LB ₄	BD ₁	BD ₃	BD ₄	BD ₅	BHTA ₂	BAR	NM	KG	RPMX
30	12	1	1	17	930-BB30-P-12-188	M12	12.0	46	188.0	50.0	75.0	150.0	166.0	22.0	26.0	40.0	46	4°	80	8.00	1.08	25000
40	12	7	1	17	930-BB40-P-12-195	M16	12.0	46	195.0	50.0	75.0	150.0	168.0	22.0	26.0	40.0	63	4°	80	8.00	1.68	18000

SISTEMA BIG-PLUS® con licencia de BIG Daishowa

Para obtener información sobre piezas de repuesto, visite www.sandvik.coromant.com/es

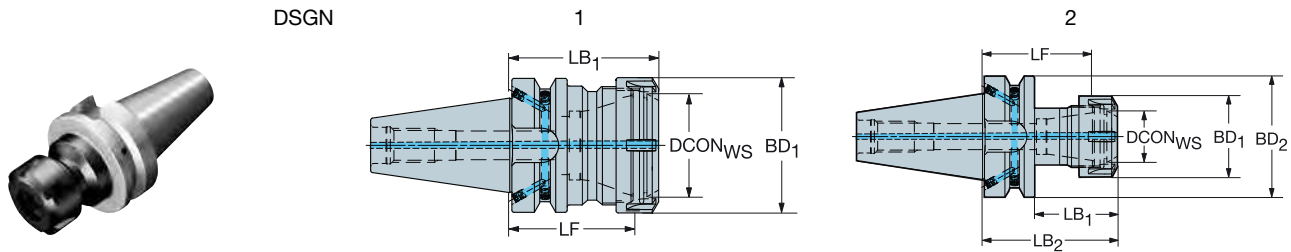


ADAPTADORES DE HERRAMIENTAS ROTATIVAS

Adaptador del lado de la máquina BIG-PLUS® MAS-BT

BIG-PLUS MAS-BT a portapinzas ER

Adaptador del lado de la máquina compatible con MAS-BT 403 y JIS B 6339



Adaptador del lado de la pieza DIN 6499-B

		Dimensiones, mm													
CZC _{MS}	CZC _{WS}	CNSC	CXSC	DSGN	Código de pedido	CRKS	DCON _{WS}	LF	LB ₁	LB ₂	BD ₁	BD ₂	BAR	KG	RPMX
30	ER11	1	1	2	392.55514-3011050	M12	11.4	43.4	28.0	50.0	18.7	46.0	80	0.45	25000
	ER16	1	1	2	392.55514-3016050	M12	17.0	39.4	28.0	50.0	28.0	46.0	80	0.47	25000
	ER20	1	1	2	392.55514-3020052	M12	21.0	40.5	30.0	52.0	33.7	46.0	80	0.49	25000
	ER25	1	1	2	392.55514-3025060	M12	26.0	48.0	38.0	60.0	42.0	46.0	80	0.60	25000
	ER32	1	1	1	392.55514-3032060	M12	33.0	47.0	60.0		50.0		80	0.64	25000
40	ER25	7	1	2	392.55514-4025070	M16	26.0	58.0	43.0	70.0	42.0	63.0	80	1.24	18000
	ER40	7	1	1	392.55514-4040070	M16	41.0	55.0	70.0		63.0		80	1.39	18000

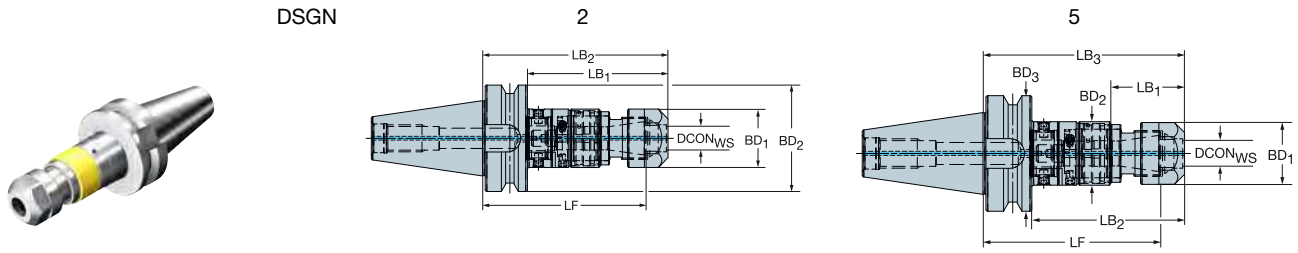
SISTEMA BIG-PLUS® con licencia de BIG Daishowa

Para obtener información sobre piezas de repuesto, visite www.sandvik.coromant.com/es



BIG-PLUS MAS-BT a CoroChuck™ 970

Adaptador del lado de la pieza DIN 6499-B



						Dimensiones, mm												
CZC _{MS}	CZC _{WS}	TRMAX	CNSC	CXSC	DSGN	Código de pedido	CRKS	DCON _{WS}	LF	LB ₁	LB ₂	LB ₃	BD ₁	BD ₂	BD ₃	BAR	KG	RPMX
30	ER11	M5	1	1	5	970-BB30-11-082	M12	11.3	78.2	24.1	60.0	82.0	18.7	23.5	46.0	80	0.52	8000
	ER20	M12	1	1	5	970-BB30-20-105	M12	20.8	92.2	40.3	83.1	105.2	33.7	35.0	46.0	80	0.84	8000
	ER25	M20	1	1	5	970-BB30-25-125	M12	25.8	111.1	42.1	102.6	124.6	42.0	44.0	46.0	80	1.20	8000
40	ER20	M12	7	1	5	970-BB40-20-110	M16	20.8	97.2	40.3	83.1	110.2	33.7	35.0	63.0	80	1.43	8000
	ER25	M20	7	1	5	970-BB40-25-130	M16	25.8	116.1	42.1	102.6	129.6	42.0	44.0	63.0	80	1.79	8000
50	ER20	M12	7	1	5	970-BB50-20-125	M24	20.8	112.2	40.3	87.1	125.2	33.7	35.0	100.0	80	4.11	8000
	ER25	M20	7	1	5	970-BB50-25-145	M24	25.8	131.1	42.1	106.6	144.6	42.0	44.0	100.0	80	4.50	8000
	ER40	M30	7	1	2	970-BB50-40-174	M24	40.8	157.2	136.0	174.0		63.0	100.0	80	5.66	8000	

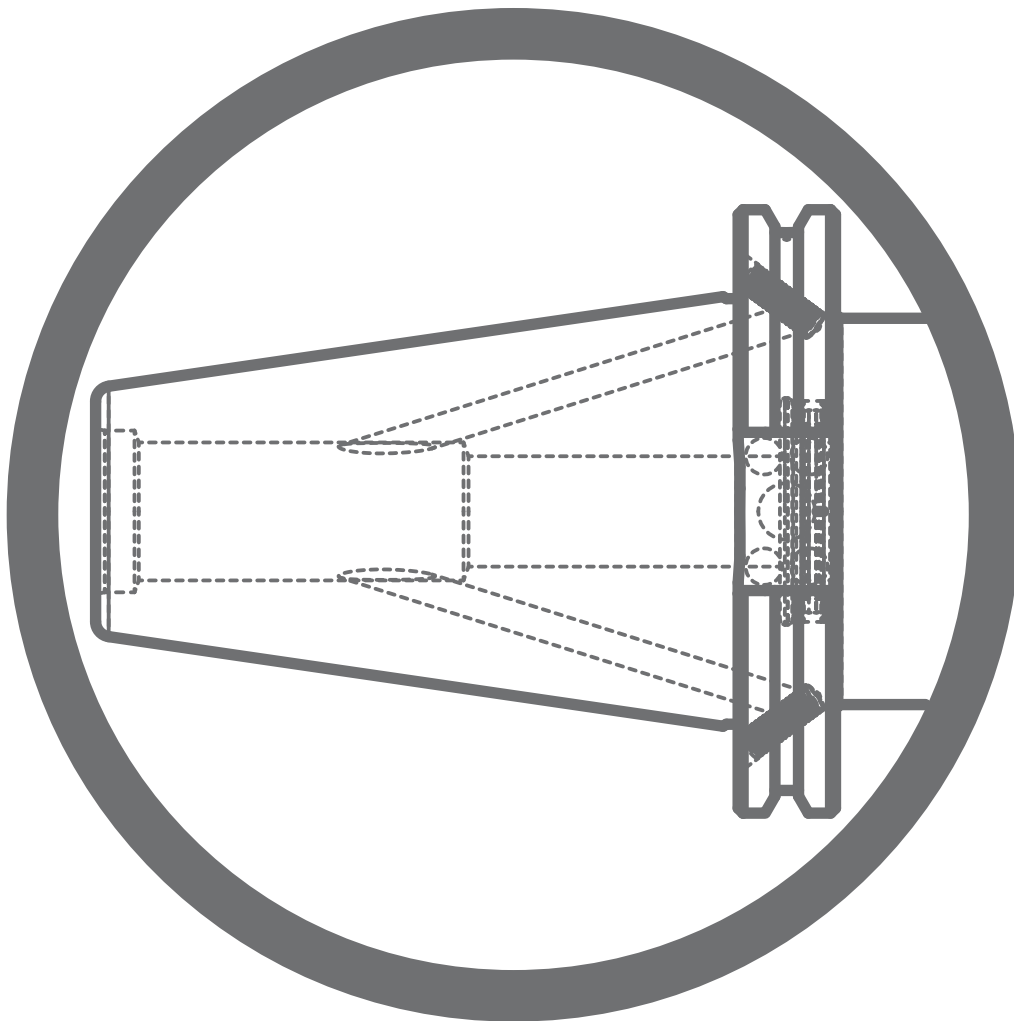
SISTEMA BIG-PLUS® con licencia de BIG Daishowa

Para obtener información sobre piezas de repuesto, visite www.sandvik.coromant.com/es



I
ADAPTADORES DE HERRAMIENTAS ROTATIVAS

J
K
L
M
N
Adaptador de máquina ISO 7388-1

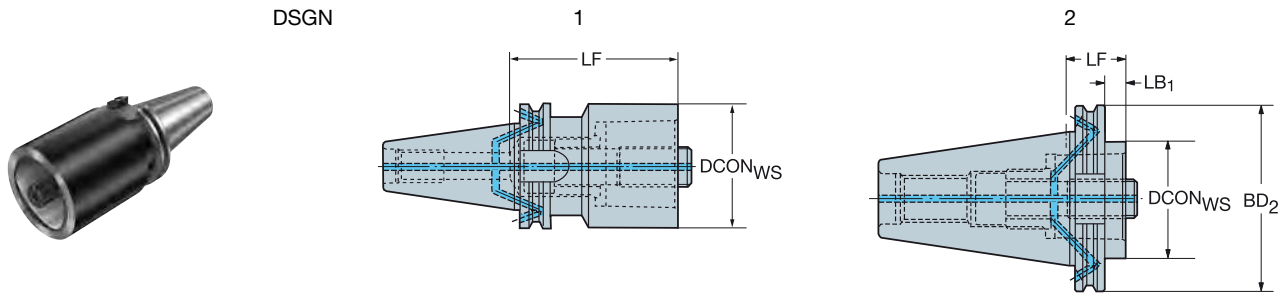


L 60



ISO 7388-1 a adaptador Coromant Capto®

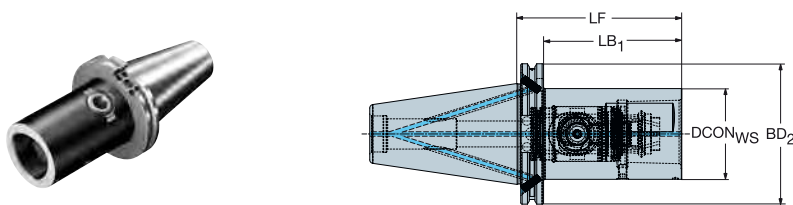
Adaptador del lado de la máquina compatible con DIN 69871-ADB



					Dimensiones, mm									
CZC _{MS}	CZC _{WS}	CNSC	CXSC	DSGN	Código de pedido	CRKS	DCON _{WS}	LF	LB ₁	LB ₂	BD ₂	BAR	NM	KG
40	C3	7	1	2	C3-390B.140-40 030	M16	32.0	30.0	10.9	30.0	63.5	80	45.00	0.87
	C3	7	1	2	C3-390B.140-40 060	M16	32.0	60.0	40.9	60.0	63.5	80	45.00	1.02
	C4	7	1	2	C4-390B.140-40 030	M16	40.0	30.0	10.9	30.0	63.5	80	55.00	0.86
	C4	7	1	2	C4-390B.140-40 060	M16	40.0	60.0	40.9	60.0	63.5	80	55.00	1.12
	C5	7	1	2	C5-390B.140-40 040	M16	50.0	40.0	20.9	40.0	63.5	80	95.00	0.96
	C5	7	1	2	C5-390B.140-40 080	M16	50.0	80.0	60.9	80.0	63.5	80	95.00	1.52
	C6	7	1	2	C6-390B.140-40 085	M16	63.0	85.0	65.9	85.0	63.5	80	170.00	1.84
50	C3	7	1	2	C3-390B.140-50 030	M24	32.0	30.0	10.9	30.0	97.5	80	45.00	2.73
	C3	7	1	2	C3-390B.140-50 060	M24	32.0	60.0	40.9	60.0	97.5	80	45.00	2.86
	C4	7	1	2	C4-390B.140-50 030	M24	40.0	30.0	10.9	30.0	97.5	80	55.00	2.74
	C4	7	1	2	C4-390B.140-50 060	M24	40.0	60.0	40.9	60.0	97.5	80	55.00	2.96
	C5	7	1	2	C5-390B.140-50 030	M24	50.0	30.0	10.9	30.0	97.5	80	95.00	2.70
	C5	7	1	2	C5-390B.140-50 070	M24	50.0	70.0	50.9	70.0	97.5	80	95.00	3.21
	C6	7	1	2	C6-390B.140-50 030	M24	63.0	30.0	10.9	30.0	97.5	80	170.00	2.62
	C6	7	1	2	C6-390B.140-50 080	M24	63.0	80.0	60.9	80.0	97.5	80	170.00	3.71
	C8	7	1	2	C8-390B.140-50 070	M24	80.0	70.0	50.9	70.0	97.5	80	170.00	3.83
	C8	7	1	2	C8-390B.140-50 120	M24	80.0	120.0	100.9	120.0	97.5	80	170.00	5.69
	C10	7	1	1	C10-390B.140-50 140	M24	100.0	140.0	140.0			80	380.00	7.66
60	C8	1	1	2	C8-390.140-60 120	M30	80.0	120.0	100.9	120.0	155.0	80	170.00	12.57
	C10	1	1	2	C10-390.140-60 050	M30	100.0	50.0	30.9	50.0	155.0	80	380.00	9.35

ISO 7388-1 a adaptador Coromant Capto® con cambio rápido

Adaptador del lado de la máquina compatible con DIN 69871-ADB



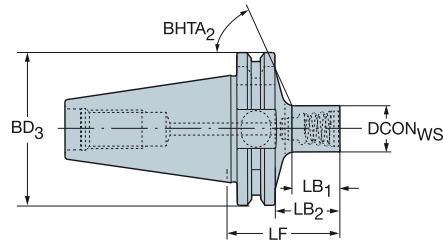
					Dimensiones, mm									
CZC _{MS}	CZC _{WS}	CNSC	CXSC	Código de pedido	CRKS	DCON _{WS}	LF	LB ₁	BD ₂	BAR	NM	KG		
50	C5	7	1	I50-QC-C5-095	M24	50.0	95.0	75.0	97.4	80	70.00	3.54		
	C6	7	1	I50-QC-C6-115	M24	63.0	115.0	95.0	97.4	80	90.00	4.43		
	C8	7	1	I50-QC-C8-135	M24	80.0	135.0	115.0	97.4	80	130.00	6.06		

Para obtener información sobre piezas de repuesto, visite www.sandvik.coromant.com/es



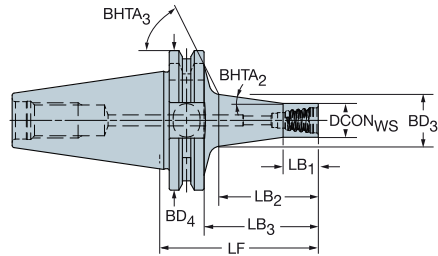
ISO 7388-1 a Coromant EH, adaptador

Adaptador del lado de la máquina compatible con DIN 69871-AD



Diseño corto

				Dimensiones, mm											
CZC _{MS}	CZC _{WS}	CNSC	CXSC	Código de pedido	CRKS	DCON _{WS}	LF	LB ₁	LB ₂	BD ₃	BHTA ₂	BAR	NM	KG	RPMX
40	E10	1	1	392.140EH-40 10 041	M16	9.6	41.0	12.7	21.9	63.5	65°	80	12.00	0.96	18000
	E12	1	1	392.140EH-40 12 044	M16	11.6	44.0	16.0	24.9	63.5	65°	80	15.00	0.97	18000
	E16	1	1	392.140EH-40 16 049	M16	15.4	49.0	21.5	29.9	63.5	65°	80	30.00	1.03	18000
	E20	1	1	392.140EH-40 20 046	M16	19.2	46.0	19.0	27.0	63.5	63°	80	50.00	1.05	18000
	E25	1	1	392.140EH-40 25 051	M16	24.1	51.0	24.6	31.9	63.5	61°	80	65.00	1.09	18000



Diseño largo

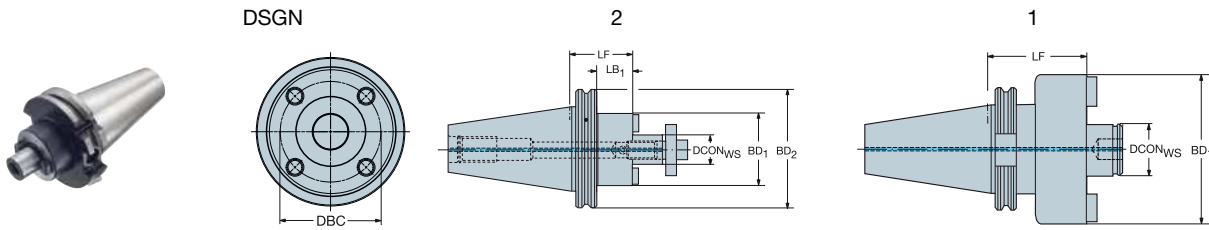
				Dimensiones, mm														
CZC _{MS}	CZC _{WS}	CNSC	CXSC	Código de pedido	CRKS	DCON _{WS}	LF	LB ₁	LB ₂	LB ₃	BD ₃	BD ₄	BHTA ₂	BHTA ₃	BAR	NM	KG	RPMX
40	E10	1	1	392.140EH-40 10 055	M16	9.6	55.0	10.0	28.1	35.9	14.7	63.5	8°	65°	80	12.00	0.97	18000
	E12	1	1	392.140EH-40 12 060	M16	11.6	60.0	12.0	33.5	40.9	17.6	63.5	8°	65°	80	15.00	1.00	18000
	E16	1	1	392.140EH-40 16 071	M16	15.4	71.0	16.0	45.3	51.9	23.6	63.5	8°	63°	80	30.00	1.09	18000
	E20	1	1	392.140EH-40 20 084	M16	19.2	84.0	20.0	59.1	64.9	30.2	63.5	8°	61°	80	50.00	1.19	18000
	E25	1	1	392.140EH-40 25 100	M16	24.1	100.0	25.0	76.2	80.9	38.5	63.5	8°	51°	80	65.00	1.40	18000

Para obtener información sobre piezas de repuesto, visite www.sandvik.coromant.com/es



ISO 7388-1 a eje, adaptador

Adaptador del lado de la máquina compatible con DIN 69871-ADB



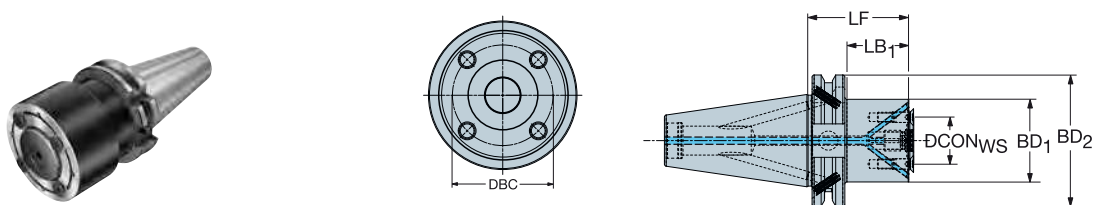
					Dimensiones, mm												
CZC _{MS}	CZC _{WS}	CNSC	CXSC	DSGN	Código de pedido	DBC	CRKS	DCON _{WS}	LF	LB ₁	LB ₂	BD ₁	BD ₂	BAR	NM	KG	RPMX
40	16	7	1	2	A1B05-40 16 035	M16	16.0	35.0	15.9	35.0	36.0	63.5	80	22.00	1.04	18000	
	16	7	1	2	A1B05-40 16 100	M16	16.0	100.0	78.9	100.0	36.0	63.5	80	22.00	1.47	18000	
	22	7	1	2	A1B05-40 22 035	M16	22.0	35.0	13.9	35.0	48.0	63.5	80	45.00	1.15	18000	
	22	7	1	2	A1B05-40 22 100	M16	22.0	100.0	78.9	100.0	48.0	63.5	80	45.00	2.02	18000	
	27	7	1	2	A1B05-40 27 035	M16	27.0	35.0	15.0	35.0	48.0	63.5	80	80.00	1.08	18000	
	27	7	1	2	A1B05-40 27 100	M16	27.0	100.0	80.9	100.0	60.0	63.5	80	80.00	2.59	18000	
32	7	1	1	A1B05-40 32 050	M16	32.0	50.0	50.0		78.0		80	180.00	1.82	18000		
50	22	7	1	2	A1B05-50 22 035	M24	22.0	35.0	15.9	35.0	48.0	97.5	80	45.00	3.00	12000	
	22	7	1	2	A1B05-50 22 100	M24	22.0	100.0	77.9	100.0	48.0	97.5	80	45.00	4.03	12000	
	27	7	1	2	A1B05-50 27 035	M24	27.0	35.0	12.9	35.0	60.0	97.5	80	80.00	3.26	12000	
	27	7	1	2	A1B05-50 27 100	M24	27.0	100.0	77.9	100.0	60.0	97.5	80	80.00	4.68	12000	
	32	7	1	2	A1B05-50 32 035	M24	32.0	35.0	12.9	35.0	78.0	97.5	80	180.00	3.54	12000	
	32	7	1	2	A1B05-50 32 100	M24	32.0	100.0	77.9	100.0	78.0	97.5	80	180.00	5.78	12000	
40S	7	1	2	A1B05-50 40 050	66.7 M24	40.0	50.0	30.9	50.0	89.0	97.5	80	300.00	4.48	12000		
60	7	1	1	A1F05-50 60 070	101.6 M24	60.0	70.0	70.0		127.0		80	180.00	7.76			

Todos los portaherramientas se entregan con un tornillo estándar sin agujero para refrigerante.
Para fresas con canales para refrigerante, es necesario un nuevo tornillo con agujeros radiales que puede solicitarse por separado.
Consulte la página M13

ISO 7388-1 a eje, con adaptador de tornillos de transmisión

Adaptador del lado de la máquina compatible con DIN 69871-ADB

Para CoroMill® QD con suministro de refrigerante interior



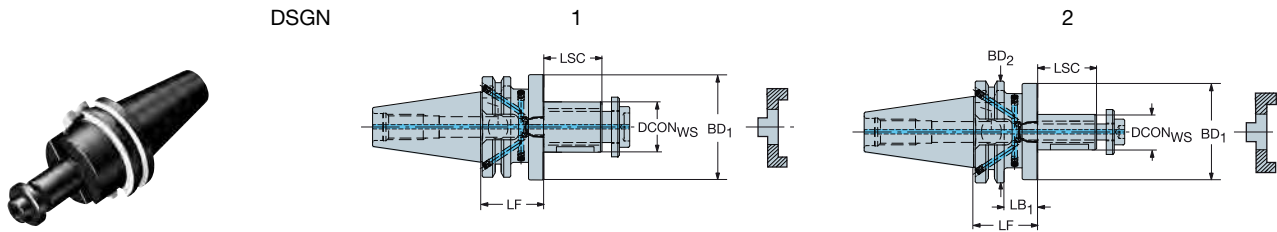
					Dimensiones, mm												
CZC _{MS}	CZC _{WS}	CNSC	CXSC	Código de pedido	DBC	CRKS	DCON _{WS}	LSC	LF	LB ₁	BD ₁	BD ₂	BAR	NM	KG	RPMX	
40	X10	7	3	I40-X10-032-045	22.0	M16	10.0	2	45.0	24.5	32.0	63.5	80	6.40	1.00	12000	
	X22	7	3	I40-X22-040-050	32.0	M16	22.0	2	50.0	29.5	40.0	63.5	80	3.90	1.14	11000	
	X32	7	3	I40-X32-063-070	45.0	M16	32.0	2	70.0	50.5	63.0	63.5	80	6.40	1.89	10000	

Para obtener información sobre piezas de repuesto, visite www.sandvik.coromant.com/es



ISO 7388-1 a adaptador de eje de fresado lateral y planeado

Adaptador del lado de la máquina compatible con DIN 69871-ADB



					Dimensiones, mm											
CZC _{MS}	CZC _{WS}	CNSC	CXSC	DSGN	Código de pedido	CRKS	DCON _{WS}	LSC	LF	LB ₁	LB ₂	BD ₁	BD ₂	BAR	NM	KG
40	22	7	1	2	A1B08-40 22 055	M16	22.0	31	43.0	19.9	43.0	40.0	63.5	80	45.00	1.26
	27	7	1	2	A1B08-40 27 055	M16	27.0	33	43.0	22.9	43.0	48.0	63.5	80	80.00	1.45
	32	7	1	2	A1B08-40 32 060	M16	32.0	37	46.0	26.9	46.0	58.0	63.5	80	180.00	1.76
	40	7	1	1	A1B08-40 40 060	M16	40.0	41	46.0	60.0		70.0		80	300.00	2.38

Para obtener información sobre piezas de repuesto, visite www.sandvik.coromant.com/es



M1

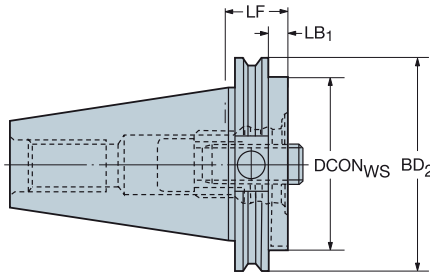


N23



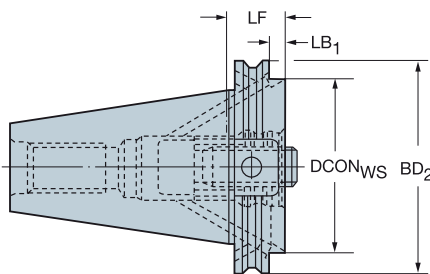
N15

ISO 7388-1 a VL, adaptador



Adaptador del lado de la máquina compatible con DIN 69871-AD

				Dimensiones, mm									
CZC _{MS}	CZC _{WS}	CNSC	CXSC	Código de pedido	CRKS	DCON _{WS}	LF	LB ₁	BD ₂	BAR	NM	KG	
50	80	1	1	390.140-50 80 027	M24	80.0	27.0	7.9	97.5	20	180.00	2.88	



Adaptador del lado de la máquina compatible con DIN 69871-B

				Dimensiones, mm									
CZC _{MS}	CZC _{WS}	CNSC	CXSC	Código de pedido	CRKS	DCON _{WS}	LF	LB ₁	BD ₂	BAR	NM	KG	
50	80	6	1	390.272-50 80 027	M24	80.0	27.0	7.9	97.5	20	180.00	2.86	

Para obtener información sobre piezas de repuesto, visite www.sandvik.coromant.com/es



M1



N23



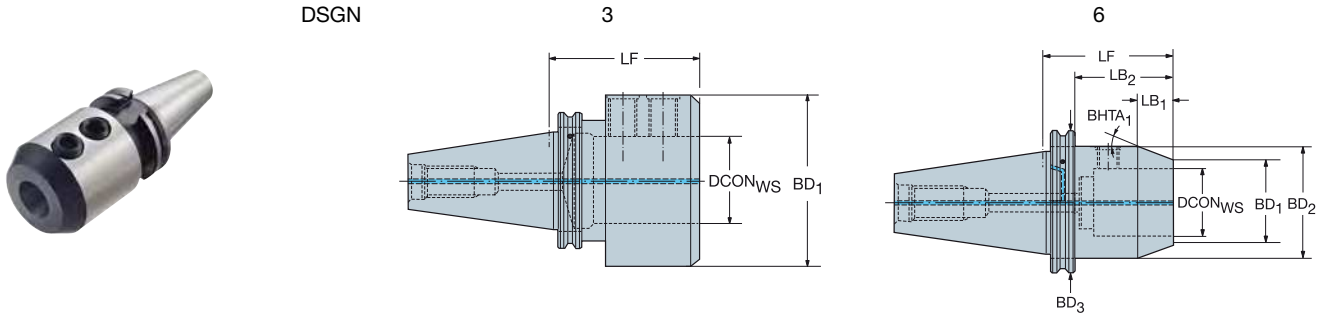
N15



ISO 7388-1 a Weldon, adaptador

Adaptador del lado de la máquina compatible con DIN 69871-ADB

Adaptador del lado de la pieza DIN 6535-HB y DIN 1835-B



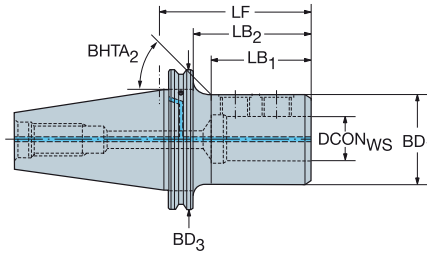
					Dimensiones, mm													
CZC _{MS}	CZC _{WS}	CNSC	CXSC	DSGN	Código de pedido	CRKS	DCON _{WS}	LF	LB ₁	LB ₂	LB ₃	BD ₁	BD ₂	BD ₃	BHTA ₁	BAR	NM	KG
40	6	7	1	6	A1B20-40 06 050	M16	6.0	50.0	11.0	28.9	50.0	12.3	25.0	63.5	30°	20	3.00	0.91
	6	7	1	6	A1B20-40 06 100	M16	6.0	100.0	11.0	78.9	100.0	12.3	25.0	63.5	30°	20	3.00	1.06
	8	7	1	6	A1B20-40 08 050	M16	8.0	50.0	11.0	28.9	50.0	15.3	28.0	63.5	30°	20	7.00	0.82
	8	7	1	6	A1B20-40 08 100	M16	8.0	100.0	11.0	78.9	100.0	15.3	28.0	63.5	30°	20	7.00	1.14
	10	7	1	6	A1B20-40 10 050	M16	10.0	50.0	13.0	28.9	50.0	20.0	35.0	63.5	30°	20	10.00	0.92
	10	7	1	6	A1B20-40 10 100	M16	10.0	100.0	13.0	78.9	100.0	20.0	35.0	63.5	30°	20	10.00	1.34
	12	7	1	6	A1B20-40 12 050	M16	12.0	50.0	13.0	28.9	50.0	27.0	42.0	63.5	30°	20	12.00	1.07
	12	7	1	6	A1B20-40 12 100	M16	12.0	100.0	13.0	78.9	100.0	27.0	42.0	63.5	30°	20	12.00	1.57
	16	7	1	6	A1B20-40 16 063	M16	16.0	63.0	13.0	41.9	63.0	33.0	48.0	63.5	30°	20	15.00	1.30
	16	7	1	6	A1B20-40 16 100	M16	16.0	100.0	13.0	78.9	100.0	33.0	48.0	63.5	30°	20	15.00	1.79
	20	7	1	6	A1B20-40 20 063	M16	20.0	63.0	13.0	41.9	63.0	37.0	52.0	63.5	30°	20	20.00	1.26
	20	7	1	6	A1B20-40 20 100	M16	20.0	100.0	13.0	78.9	100.0	37.0	52.0	63.5	30°	20	20.00	1.89
25	7	1	3	A1B20-40 25 100	M16	25.0	100.0	13.0	100.0		50.0	65.0		30°	20	25.00	2.24	
32	7	1	3	A1B20-40 32 100	M16	32.0	100.0	12.0	100.0		58.1	72.0		30°	20	45.00	2.54	
50	12	7	1	6	A1B20-50 12 063	M24	12.0	63.0	13.0	40.9	63.0	27.0	42.0	97.4	30°	20	12.00	3.00
	16	7	1	6	A1B20-50 16 063	M24	16.0	63.0	13.0	40.9	63.0	33.0	48.0	97.4	30°	20	15.00	3.20
	20	7	1	6	A1B20-50 20 063	M24	20.0	63.0	13.0	40.9	63.0	37.0	52.0	97.4	30°	20	20.00	3.26
	20	7	1	6	A1B20-50 20 100	M24	20.0	100.0	13.0	77.9	100.0	37.0	52.0	97.4	30°	20	20.00	3.87
	25	7	1	6	A1B20-50 25 080	M24	25.0	80.0	13.0	57.9	80.0	50.0	65.0	97.4	30°	20	25.00	3.92
	25	7	1	6	A1B20-50 25 100	M24	25.0	100.0	13.0	77.9	100.0	50.0	65.0	97.4	30°	20	25.00	4.45
	32	7	1	6	A1B20-50 32 100	M24	32.0	100.0	12.0	77.9	100.0	58.1	72.0	97.4	30°	20	45.00	4.60
	32	7	1	6	A1B20-50 32 160	M24	32.0	160.0	12.0	137.9	160.0	58.1	72.0	97.4	30°	20	45.00	6.60
40	7	1	6	A1B20-50 40 120	M24	40.0	120.0	15.0	97.9	120.0	60.7	78.0	97.4	30°	20	45.00	5.50	

Para obtener información sobre piezas de repuesto, visite www.sandvik.coromant.com/es



ISO 7388-1 a ISO 9766, adaptador

Adaptador del lado de la máquina compatible con DIN 69871-ADB



				Dimensiones, mm												
CZC _{MS}	CZC _{WS}	CNSC	CXSC	Código de pedido	CRKS	DCON _{WS}	LSC	LF	LB ₁	BD ₁	BD ₂	BAR	NM	KG		
40	16	7	1	A1B27-40 16 080	M16	16.0	49	80.0	55.9	36.0	63.5	20	10.00	1.21		
				A1B27-40 20 080	M16	20.0	51	80.0	55.9	40.0	63.5	20	12.00	1.27		
				A1B27-40 25 085	M16	25.0	57	85.0	64.9	45.0	63.5	20	20.00	1.38		
				A1B27-40 32 090	M16	32.0	61	90.0	69.9	52.0	63.5	20	30.00	1.50		
50	16	7	1	A1B27-50 16 080	M24	16.0	49	80.0	59.9	36.0	97.5	20	10.00	3.16		
				A1B27-50 20 080	M24	20.0	51	80.0	59.9	40.0	97.5	20	12.00	3.20		
				A1B27-50 25 085	M24	25.0	57	85.0	64.9	45.0	97.5	20	20.00	3.36		
				A1B27-50 32 090	M24	32.0	61	90.0	69.9	52.0	97.5	20	30.00	3.52		
				A1B27-50 40 090	M24	40.0	71	90.0	69.9	75.0	97.5	20	40.00	4.40		
				A1B27-50 50 100	M24	50.0	81	100.0	79.9	75.0	97.5	20	45.00	4.22		

Para obtener información sobre piezas de repuesto, visite www.sandvik.coromant.com/es



M1



N23



N15

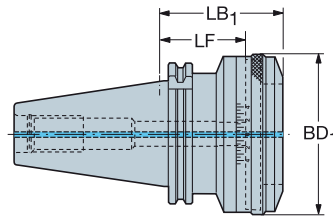


ADAPTADORES DE HERRAMIENTAS ROTATIVAS

Adaptador de máquina ISO 7388-1

ISO 7388-1 a ISO 9766, adaptador ajustable

Adaptador del lado de la máquina compatible con DIN 69871-AD



				Dimensiones, mm								
CZC _{MS}	CZC _{WS}	CNSC	CXSC	Código de pedido	CRKS	DCON _{WS}	LF	LB ₁	BD ₁	BAR	KG	RPMX
40	1	1	1	392.140277-40 01 055A	M16	78.0	55.0	79.6	86.0	20	2.26	12000
50	2	1	1	392.140277-50 02 055A	M24	98.0	55.0	79.6	106.0	20	5.16	9000
	3	1	1	392.140277-50 03 075A	M24	136.0	75.0	85.0	140.0	20	7.03	6000

Para obtener información sobre piezas de repuesto, visite www.sandvik.coromant.com/es



M1



N23

L 68

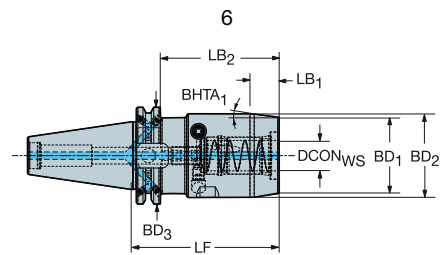
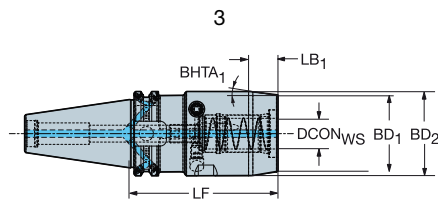


ISO 7388-1 a CoroChuck™ 930

Adaptador del lado de la máquina compatible con DIN 69871-ADB



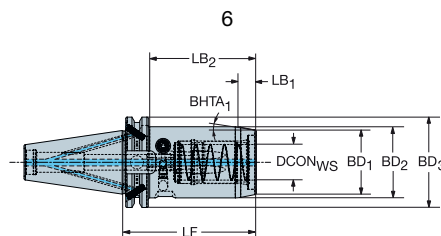
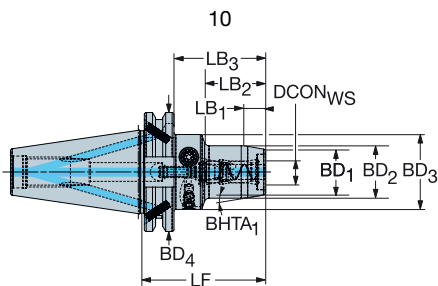
DSGN



Diseño de mecanizado pesado

						Dimensiones, mm																	
CZC _{MS}	CZC _{WS}	CNSC	CXSC	DSGN	Código de pedido	CRKS	DCON _{WS}	LSC	LF	LB ₁	LB ₂	LB ₃	BD ₁	BD ₂	BD ₃	BHTA ₁	BAR	NM	KG	RPMX			
40	20	7	1	6	930-140-HD-20-097	M16	20.0	51	97.0	17.8	77.9	97.0	50.0	55.0	63.5	8°	80	10.00	2.03	18000			
	25	7	1	3	930-140-HD-25-103	M16	25.0	57	103.0	18.8	103.0		57.0	65.0		12°	80	10.00	2.48	18000			
50	20	7	1	6	930-150-HD-20-083	M24	20.0	51	83.0	17.8	63.9	83.0	50.0	55.0	97.4	8°	80	10.00	3.68	12000			
	25	7	1	6	930-150-HD-25-087	M24	25.0	57	87.0	18.8	67.9	87.0	57.0	65.0	97.4	12°	80	10.00	4.13	12000			
	32	7	1	6	930-150-HD-32-077	M24	32.0	61	77.0	18.8	57.9	77.0	68.0	76.0	97.4	12°	80	10.00	4.24	12000			
	32	7	1	6	930-150-HD-32-170	M24	32.0	61	170.0	18.8	150.9	170.0	68.0	76.0	97.4	12°	80	10.00	7.43	12000			

DSGN



Diseño delgado

						Dimensiones, mm																	
CZC _{MS}	CZC _{WS}	CNSC	CXSC	DSGN	Código de pedido	CRKS	DCON _{WS}	LSC	LF	LB ₁	LB ₂	LB ₃	BD ₁	BD ₂	BD ₃	BD ₄	BHTA ₁	BHTA ₃	BAR	NM	KG	RPMX	
40	6	7	1	10	930-140-S-06-068	M16	6.0	37	68.0	11.3	30.2	48.9	22.0	26.0	40.0	63.5	10°	0°	80	8.00	1.06	18000	
	8	7	1	10	930-140-S-08-068	M16	8.0	37	68.0	11.3	30.2	48.9	24.0	28.0	40.0	63.5	10°	0°	80	8.00	1.07	18000	
	10	7	1	10	930-140-S-10-072	M16	10.0	41	72.0	11.3	34.2	52.9	26.0	30.0	40.0	63.5	10°	0°	80	8.00	1.11	18000	
	12	7	1	10	930-140-S-12-080	M16	12.0	46	80.0	11.3	38.2	60.9	28.0	32.0	50.0	63.5	10°	0°	80	8.00	1.32	18000	
	20	7	1	10	930-140-S-20-090	M16	20.0	51	90.0	16.0	49.2	70.9	38.0	42.0	50.0	63.5	7°	0°	80	8.00	1.50	18000	
	25	7	1	6	930-140-S-25-095	M16	25.0	57	95.0	12.9	75.0	76.0	45.0	50.0	50.0	63.5	11°	82°	80	8.00	1.71	18000	
50	20	7	1	10	930-150-S-20-089	M24	20.0	51	89.0	16.0	49.2	69.9	38.0	42.0	50.0	97.4	7°	0°	80	8.00	3.34	12000	
	25	7	1	6	930-150-S-25-095	M24	25.0	57	95.0	12.9	73.5	76.0	45.0	50.0	50.0	97.4	11°	84°	80	8.00	3.57	12000	

Para obtener información sobre piezas de repuesto, visite www.sandvik.coromant.com/es

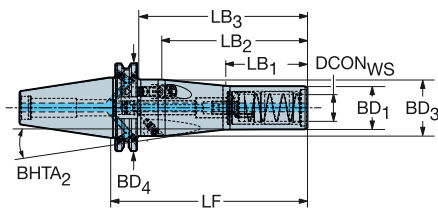


ISO 7388-1 a CoroChuck™ 930

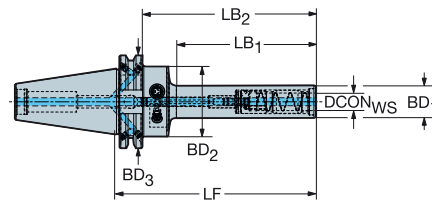
Adaptador del lado de la máquina compatible con DIN 69871-ADB

DSGN

11



5



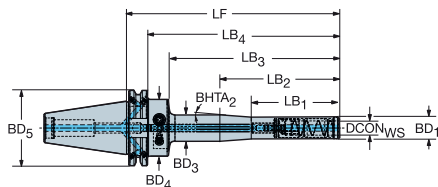
Diseño tipo lápiz

Dimensiones, mm

CZC _{MS}	CZC _{WS}	CNSC	CXSC	DSGN	Código de pedido	CRKS	DCON _{WS}	LSC	LF	LB ₁	LB ₂	LB ₃	LB ₄	BD ₁	BD ₂	BD ₃	BD ₄	BHTA ₂	BAR	NM	KG	RPMX	
40	8	7	1	5	930-140-P-08-088	M16	8.0	37	88.0	45.8	66.5	88.0		17.5	40.0	63.5		0°	80	8.00	1.04	18000	
					930-140-P-10-098	M16	10.0	41	98.0	55.8	76.5	98.0		20.0	40.0	63.5		0°	80	8.00	1.09	18000	
					930-140-P-10-138	M16	10.0	41	138.0	95.8	116.5	138.0		20.0	40.0	63.5		0°	80	8.00	1.18	18000	
					930-140-P-12-103	M16	12.0	46	103.0	60.8	83.9	103.0		22.0	40.0	63.5		0°	80	8.00	1.17	18000	
					930-140-P-12-138	M16	12.0	46	138.0	95.8	118.9	138.0		22.0	40.0	63.5		0°	80	8.00	1.27	18000	
					930-140-P-20-145	M16	20.0	51	145.0	60.0	108.0	125.9	145.0	32.0	32.0	42.0	63.5		6°	80	8.00	1.68	18000

DSGN

17



Dimensiones, mm

CZC _{MS}	CZC _{WS}	CNSC	CXSC	DSGN	Código de pedido	CRKS	DCON _{WS}	LSC	LF	LB ₁	LB ₂	LB ₃	LB ₄	BD ₁	BD ₃	BD ₄	BD ₅	BHTA ₂	BAR	NM	KG	RPMX
40	12	7	1	17	930-140-P-12-188	M16	12.0	46	188.0	50.0	75.0	145.8	168.9	22.0	26.0	40.0	63	4°	80	8.00	1.57	18000

Para obtener información sobre piezas de repuesto, visite www.sandvik.coromant.com/es



M1



N23



N6



N15



N4

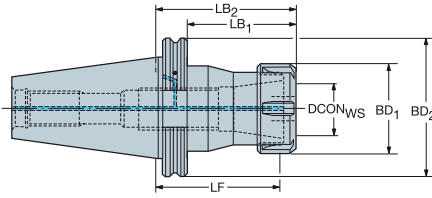
L 70



ISO 7388-1 a portapinzas ER

Adaptador del lado de la máquina compatible con DIN 69871-ADB

Adaptador del lado de la pieza DIN 6499-B



		Dimensiones, mm												
CZC _{MS}	CZC _{WS}	CNSC	CXSC	Código de pedido	CRKS	DCON _{WS}	LF	LB ₁	LB ₂	BD ₁	BD ₂	BAR	KG	RPMX
40	ER16	7	1	A1B14-40 16 070	M16	17.0	59.7	50.9	70.0	28.0	63.5	80	0.97	18000
	ER16	7	1	A1B14-40 16 100	M16	17.0	89.7	80.9	100.0	28.0	63.5	80	1.12	18000
	ER20	7	1	A1B14-40 20 070	M16	21.0	58.8	50.9	70.0	34.0	63.5	80	1.02	18000
	ER20	7	1	A1B14-40 20 100	M16	21.0	88.8	80.9	100.0	34.0	63.5	80	1.25	18000
	ER25	7	1	A1B14-40 25 070	M16	26.0	58.3	50.9	70.0	42.0	63.5	80	1.13	18000
	ER25	7	1	A1B14-40 25 100	M16	26.0	88.3	80.9	100.0	42.0	63.5	80	1.44	18000
	ER32	7	1	A1B14-40 32 070	M16	33.0	57.3	50.9	70.0	50.0	63.5	80	1.18	18000
	ER40	7	1	A1B14-40 40 070	M16	41.0	55.3	50.9	70.0	63.0	63.5	80	1.25	18000
50	ER20	7	1	A1B14-50 20 070	M24	21.0	58.8	50.9	70.0	34.0	97.5	80	2.96	12000
	ER20	7	1	A1B14-50 20 100	M24	21.0	88.8	80.9	100.0	34.0	97.5	80	3.23	12000
	ER25	7	1	A1B14-50 25 070	M24	26.0	58.3	50.9	70.0	42.0	97.5	80	3.02	12000
	ER25	7	1	A1B14-50 25 100	M24	26.0	88.3	80.9	100.0	42.0	97.5	80	3.45	12000
	ER32	7	1	A1B14-50 32 070	M24	33.0	57.3	50.9	70.0	50.0	97.5	80	3.08	12000
	ER32	7	1	A1B14-50 32 100	M24	33.0	87.3	80.9	100.0	50.0	97.5	80	3.58	12000
	ER40	7	1	A1B14-50 40 070	M24	41.0	55.3	50.9	70.0	63.0	97.5	80	3.20	12000

Para obtener información sobre piezas de repuesto, visite www.sandvik.coromant.com/es



M1



N23



N15



ADAPTADORES DE HERRAMIENTAS ROTATIVAS

Adaptador de máquina ISO 7388-1

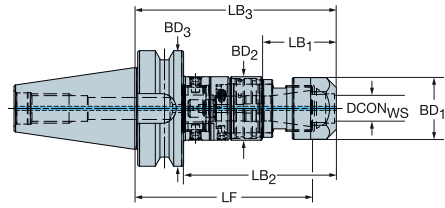
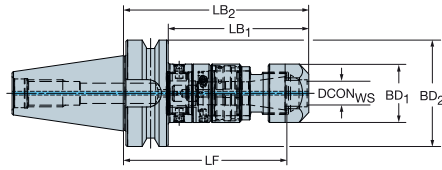
ISO 7388.1 a CoroChuck™ 970

Adaptador del lado de la pieza DIN 6499-B

DSGN

2

5



Dimensiones, mm

CZC _{MS}	CZC _{WS}	TRMAX	CNSC	CXSC	DSGN	Código de pedido	CRKS	DCON _{WS}	LF	LB ₁	LB ₂	LB ₃	BD ₁	BD ₂	BD ₃	(BAR)	(KG)	RPMX
40	ER20	M12	1	1	5	970-140-20-102	M16	20.8	89.2	35.3	78.1	97.2	33.7	35.0	63.5	80	1.26	8000
	ER25	M20	1	1	5	970-140-25-122	M16	25.8	108.1	37.1	97.5	116.6	42.0	44.0	63.5	80	1.63	8000
	ER32	M27	1	1	2	970-140-32-125	M16	32.8	115.8	106.2	125.3		50.0	63.5		80	1.58	8000
50	ER20	M12	1	1	5	970-150-20-106	M24	20.8	93.2	35.3	82.1	101.2	33.7	35.0	97.5	80	3.12	8000
	ER25	M20	1	1	5	970-150-25-126	M24	25.8	112.1	37.1	101.5	120.6	42.0	44.0	97.5	80	3.75	8000
	ER32	M27	1	1	2	970-150-32-129	M24	32.8	119.8	110.2	129.3		50.0	97.5		80	3.36	8000
	ER40	M30	1	1	2	970-150-40-155	M24	40.8	138.2	130.6	149.6		63.0	97.5		80	4.94	8000

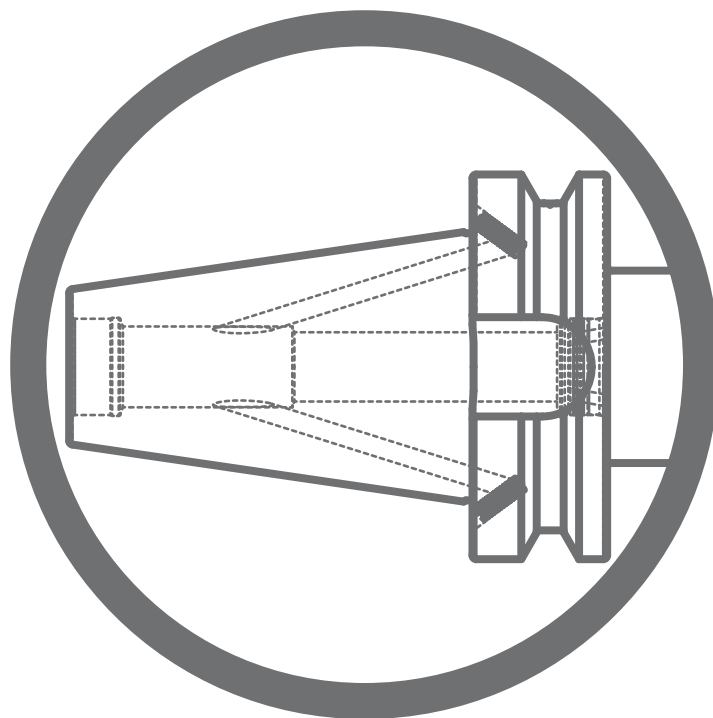
Para obtener información sobre piezas de repuesto, visite www.sandvik.coromant.com/es



L 72



Adaptador de máquina MAS-BT

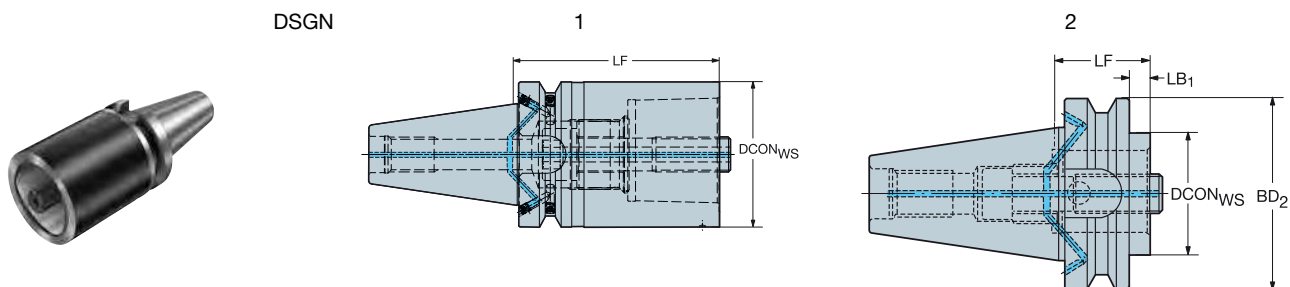


ADAPTADORES DE HERRAMIENTAS ROTATIVAS

Adaptador de máquina MAS-BT

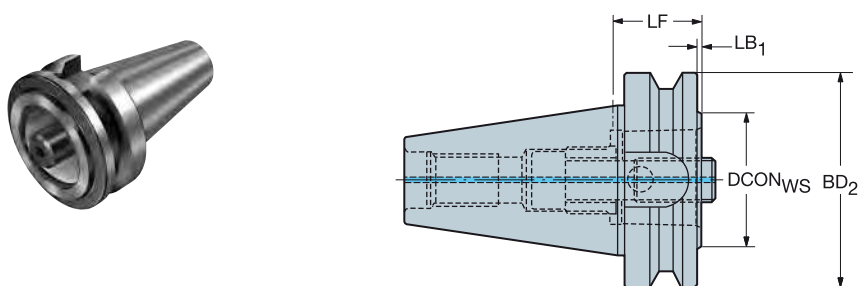
MAS-BT 403 a adaptador Coromant Capto®

Adaptador del lado de la máquina compatible con JIS B 6339



					Dimensiones, mm									
CZC _{MS}	CZC _{WS}	CNSC	CXSC	DSGN	Código de pedido	CRKS	DCON _{WS}	LF	LB ₁	LB ₂	BD ₂	BAR	NM	KG
30	C3	1	1	2	C3-390.55-30 030	M12	32.0	30.0	8.0	30.0	46.0	80	45.00	0.42
	C3	1	1	2	C3-390.55-30 060	M12	32.0	60.0	38.0	60.0	46.0	80	45.00	0.58
	C4	1	1	2	C4-390.55-30 060	M12	40.0	60.0	38.0	60.0	46.0	80	55.00	0.67
	C5	1	1	1	C5-390.55-30 080	M12	50.0	80.0	80.0			80	95.00	1.07
	C6	1	1	1	C6-390.55-30 080	M12	50.0	80.0	80.0			80	95.00	1.07
40	C3	7	1	2	C3-390B.55-40 030	M16	32.0	30.0	3.0	30.0	63.0	80	45.00	0.99
	C3	7	1	2	C3-390B.55-40 060	M16	32.0	60.0	33.0	60.0	63.0	80	45.00	1.14
	C4	7	1	2	C4-390B.55-40 030	M16	40.0	30.0	3.0	30.0	63.0	80	55.00	0.95
	C4	7	1	2	C4-390B.55-40 060	M16	40.0	60.0	33.0	60.0	63.0	80	55.00	1.21
	C5	7	1	2	C5-390B.55-40 050	M16	50.0	50.0	23.0	50.0	63.0	80	95.00	1.15
	C5	7	1	2	C5-390B.55-40 090	M16	50.0	90.0	63.0	90.0	63.0	80	95.00	1.72
	C6	7	1	1	C6-390B.55-40 075	M16	63.0	75.0	75.0			80	170.00	1.74
	C6	7	1	2	C6-390B.55-40 075	M16	63.0	75.0	75.0			80	170.00	1.74
50	C3	7	1	2	C3-390B.58-50 040	M24	32.0	40.0	2.0	40.0	100.0	80	45.00	3.68
	C3	7	1	2	C3-390B.58-50 070	M24	32.0	70.0	32.0	70.0	100.0	80	45.00	3.80
	C4	7	1	2	C4-390B.58-50 040	M24	40.0	40.0	2.0	40.0	100.0	80	55.00	3.65
	C4	7	1	2	C4-390B.58-50 070	M24	40.0	70.0	32.0	70.0	100.0	80	55.00	3.88
	C5	7	1	2	C5-390B.58-50 040	M24	50.0	40.0	2.0	40.0	100.0	80	95.00	3.56
	C5	7	1	2	C5-390B.58-50 080	M24	50.0	80.0	42.0	80.0	100.0	80	95.00	4.09
	C6	7	1	2	C6-390B.58-50 050	M24	63.0	50.0	12.0	50.0	100.0	80	170.00	3.61
	C6	7	1	2	C6-390B.58-50 100	M24	63.0	100.0	62.0	100.0	100.0	80	170.00	4.71
	C8	7	1	2	C8-390B.58-50 070	M24	80.0	70.0	32.0	70.0	100.0	80	170.00	4.12
	C8	7	1	2	C8-390B.58-50 120	M24	80.0	120.0	72.0	120.0	100.0	80	170.00	5.98
C10	7	1	1	C10-390B.58-50 140	M24	100.0	140.0	140.0			80	380.00	8.00	
60	C8	1	1	2	C8-390.58-60 120	M30	80.0	120.0	72.0	120.0	155.0	80	170.00	15.14
	C10	1	1	2	C10-390.58-60 080	M30	100.0	80.0	32.0	80.0	155.0	80	380.00	13.30

Polígono rotado 90° para una mayor precisión del control de la punta de la herramienta
Diseñado para las series de máquinas -e de Mazak™ y Mori Seiki NT™



					Dimensiones, mm									
CZC _{MS}	CZC _{WS}	CNSC	CXSC	Código de pedido	CRKS	DCON _{WS}	LF	LB ₁	LB ₂	BD ₂	BAR	NM	KG	
40	C5	1	1	C5-390.605-40 030	M16	50.0	30.0	3.0	63.0	80	95.00	0.88		
50	C6	1	1	C6-390.605-50 040	M24	63.0	40.0	2.0	100.0	80	170.00	3.26		
	C8	1	1	C8-390.605-50 070	M24	80.0	70.0	32.0	100.0	80	170.00	4.14		

Para obtener información sobre piezas de repuesto, visite www.sandvik.coromant.com/es

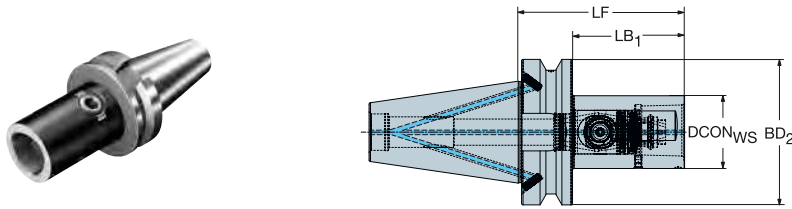


L 74



MAS-BT 403 a adaptador Coromant Capto® con cambio rápido

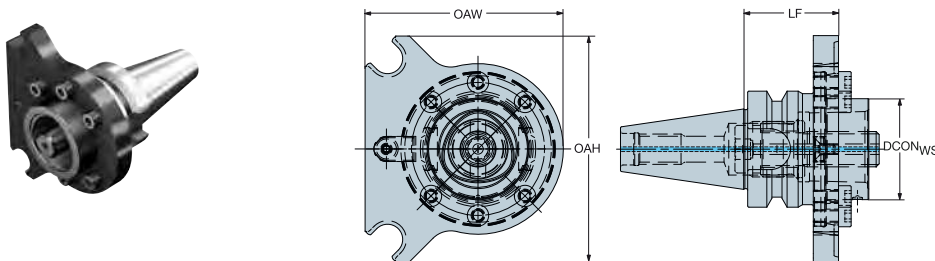
Adaptador del lado de la máquina compatible con JIS B 6339



				Dimensiones, mm									
CZC _{MS}	CZC _{WS}	CNSC	CXSC	Código de pedido	CRKS	DCON _{WS}	LF	LB ₁	BD ₂	BAR	NM	KG	
50	C5	7	1	B50-QC-C5-115	M24	50.0	115.0	76.0	100.0	80	70.00	4.55	
	C6	7	1	B50-QC-C6-135	M24	63.0	135.0	96.0	100.0	80	90.00	5.49	
	C8	7	1	B50-QC-C8-150	M24	80.0	150.0	111.0	100.0	80	130.00	6.91	

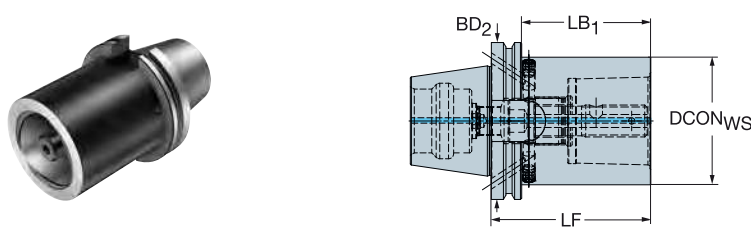
MAS-BT 403 a adaptador de torneado Coromant Capto®

Para torno/fresadora Brother Speedio



				Dimensiones, mm									
CZC _{MS}	CZC _{WS}	CNSC	CXSC	Código de pedido	DCON _{WS}	LF	OAW	OAH	BAR	NM	KG		
30	C4	1	1	C4-390.680-30 050Y	40.0	50.0	77.0	90.0	80	55	1.0		

Cono corto MAS-BT a adaptador Coromant Capto®



				Dimensiones, mm									
CZC _{MS}	CZC _{WS}	CNSC	CXSC	Código de pedido	DCON _{WS}	LF	LB ₁	BD ₂	BAR	NM	KG		
50	C8	6	1	C8-390.670-50 100	80.0	100.0	62.0	100.0	150	170.00	4.43		

Para obtener información sobre piezas de repuesto, visite www.sandvik.coromant.com/es



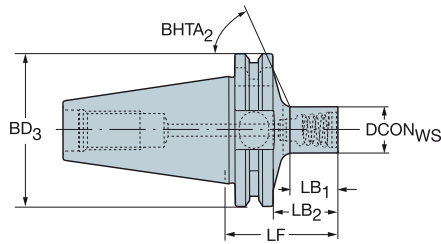
ADAPTADORES DE HERRAMIENTAS ROTATIVAS Adaptador de máquina MAS-BT

MAS-BT 403 a Coromant EH, adaptador

Adaptador del lado de la máquina compatible con JIS B 6339

DSGN

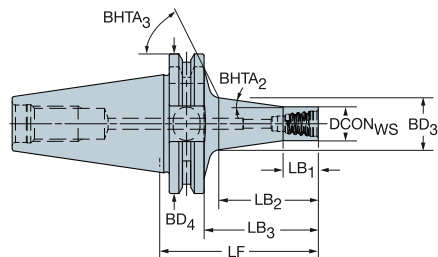
7



		Dimensiones, mm														
CZC _{MS}	CZC _{WS}	CNSC	CXSC	DSGN	Código de pedido	CRKS	DCON _{WS}	LF	LB ₁	LB ₂	BD ₃	BHTA ₂	BAR	NM	KG	RPMX
30	E10	1	1	7	392.55EH-30 10 044	M12	9.6	44.0	13.3	22.0	46.0	65°	80	12.00	0.51	25000
	E12	1	1	7	392.55EH-30 12 046	M12	11.6	46.0	15.6	24.0	46.0	64°	80	15.00	0.52	25000
	E16	1	1	7	392.55EH-30 16 041	M12	15.4	41.3	8.0	19.3	46.0	49°	80	30.00	0.57	25000
	E16	1	1	7	392.55EH-30 16 052	M12	15.4	52.0	22.1	30.0	46.0	63°	80	30.00	0.58	25000
	E16	1	1	7	392.55EH-30 16 056	M12	15.4	56.3	16.0	34.3	46.0	35°	80	30.00	0.61	25000
	E20	1	1	7	392.55EH-30 20 049	M12	19.2	49.0	19.6	27.0	46.0	61°	80	50.00	0.59	25000
40	E10	1	1	7	392.55EH-40 10 051	M16	9.6	51.0	13.0	24.0	63.0	67°	80	12.00	1.16	18000
	E12	1	1	7	392.55EH-40 12 054	M16	11.6	54.0	16.3	27.0	63.0	67°	80	15.00	1.18	18000
	E16	1	1	7	392.55EH-40 16 060	M16	15.4	60.0	22.8	33.0	63.0	66°	80	30.00	1.23	18000
	E20	1	1	7	392.55EH-40 20 056	M16	19.2	56.0	19.3	29.0	63.0	66°	80	50.00	1.25	18000
	E25	1	1	7	392.55EH-40 25 062	M16	24.1	62.0	26.0	35.0	63.0	65°	80	65.00	1.30	18000

DSGN

15



		Dimensiones, mm																	
CZC _{MS}	CZC _{WS}	CNSC	CXSC	DSGN	Código de pedido	CRKS	DCON _{WS}	LF	LB ₁	LB ₂	LB ₃	BD ₃	BD ₄	BHTA ₂	BHTA ₃	BAR	NM	KG	RPMX
30	E10	1	1	15	392.55EH-30 10 057	M12	9.6	57.0	10.0	27.6	35.0	14.6	46.0	7°	65°	80	12.00	0.51	25000
	E12	1	1	15	392.55EH-30 12 063	M12	11.6	63.0	12.0	34.1	41.0	17.8	46.0	8°	64°	80	15.00	0.54	25000
	E16	1	1	15	392.55EH-30 16 074	M12	15.4	74.0	16.0	45.9	52.0	23.8	46.0	8°	61°	80	30.00	0.64	25000
	E20	1	1	15	392.55EH-30 20 086	M12	19.2	86.0	20.0	58.7	64.0	30.1	46.0	8°	56°	80	50.00	0.73	25000
	E25	1	1	15	392.55EH-30 25 077	M12	24.1	77.0	25.0	49.9	55.0	31.1	46.0	8°	55°	80	65.00	0.75	25000
40	E10	1	1	15	392.55EH-40 10 065	M16	9.6	65.0	10.0	28.4	38.0	14.8	63.0	8°	68°	80	12.00	1.18	18000
	E12	1	1	15	392.55EH-40 12 070	M16	11.6	70.0	12.0	33.8	43.0	17.7	63.0	8°	67°	80	15.00	1.20	18000
	E16	1	1	15	392.55EH-40 16 081	M16	15.4	81.0	16.0	45.6	54.0	23.7	63.0	8°	66°	80	30.00	1.29	18000
	E20	1	1	15	392.55EH-40 20 094	M16	19.2	94.0	20.0	59.5	67.0	30.3	63.0	8°	65°	80	50.00	1.39	18000
	E25	1	1	15	392.55EH-40 25 108	M16	24.1	108.0	25.0	74.5	81.0	38.0	63.0	8°	62°	80	65.00	1.59	18000

Para obtener información sobre piezas de repuesto, visite www.sandvik.coromant.com/es



N23



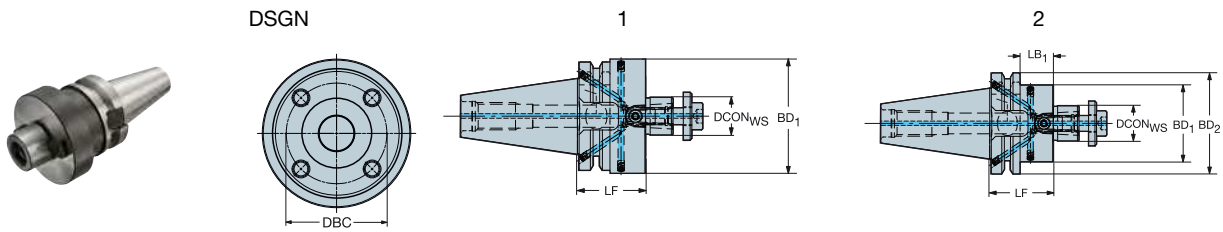
N15



N3

MAS-BT 403 a adaptador de eje

Adaptador del lado de la máquina compatible con JIS B 6339

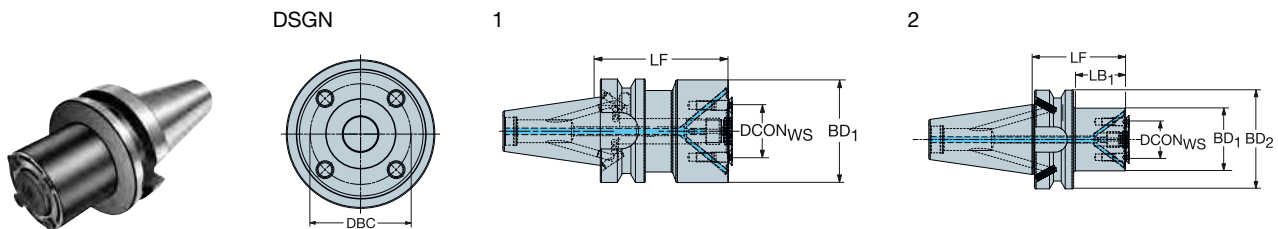


					Dimensiones, mm												
CZC _{MS}	CZC _{WS}	CNSC	CXSC	DSGN	Código de pedido	DBC	CRKS	DCON _{WS}	LF	LB ₁	LB ₂	BD ₁	BD ₂	BAR	NM	KG	RPMX
30	16	1	1	2	A205-30 16 035		M12	16.0	35.0	13.0	35.0	36.0	46.0	80	22.00	0.54	25000
	22	1	1	2	A205-30 22 035		M12	22.0	35.0	11.9	35.0	42.0	46.0	80	45.00	0.63	25000
	27	1	1	2	A205-30 27 035		M12	27.0	35.0	13.0	35.0	42.0	46.0	80	80.00	0.67	25000
	32	1	1	1	A205-30 32 050		M12	32.0	50.0	50.0		78.0		80	180.00	1.40	25000
40	16	7	1	2	A2B05-40 16 035		M16	16.0	35.0	8.0	35.0	36.0	63.0	80	22.00	0.96	18000
	16	7	1	2	A2B05-40 16 100		M16	16.0	100.0	71.0	100.0	36.0	63.0	80	22.00	1.58	18000
	22	7	1	2	A2B05-40 22 035		M16	22.0	35.0	6.0	35.0	48.0	63.0	80	45.00	1.20	18000
	22	7	1	2	A2B05-40 22 100		M16	22.0	100.0	71.0	100.0	48.0	63.0	80	45.00	2.07	18000
	27	7	1	2	A2B05-40 27 035		M16	27.0	35.0	6.0	35.0	48.0	63.0	80	80.00	1.26	18000
	27	7	1	2	A2B05-40 27 100		M16	27.0	100.0	71.0	100.0	59.0	63.0	80	80.00	2.66	18000
	32	7	1	1	A2B05-40 32 065		M16	32.0	65.0	65.0		78.0		80	180.00	2.35	18000
	40S	7	1	1	A2B05-40 40 070	66.7	M16	40.0	70.0	70.0		87.0		80	300.00	3.08	18000
50	22	7	4	2	A2B05-50 22 055		M24	22.0	55.0	14.0	55.0	48.0	100.0	80	45.00	4.06	12000
	22	7	1	2	A2B05-50 22 100		M24	22.0	100.0	59.0	100.0	48.0	100.0	80	45.00	4.79	12000
	27	7	1	2	A2B05-50 27 055		M24	27.0	55.0	14.0	55.0	60.0	100.0	80	80.00	4.26	12000
	27	7	1	2	A2B05-50 27 100		M24	27.0	100.0	59.0	100.0	60.0	100.0	80	80.00	5.28	12000
	32	7	1	2	A2B05-50 32 055		M24	32.0	55.0	14.0	55.0	78.0	100.0	80	180.00	4.62	12000
	32	7	1	2	A2B05-50 32 100		M24	32.0	100.0	59.0	100.0	78.0	100.0	80	180.00	6.31	12000
	40S	7	1	2	A2B05-50 40 055	66.7	M24	40.0	55.0	14.0	55.0	89.0	100.0	80	300.00	5.04	12000
	60	7	1	1	A2F05-50 60 080	101.6	M24	60.0	80.0	80.0		127.0		80	180.00	7.78	12000

Todos los portaherramientas se entregan con un tornillo estándar sin agujero para refrigerante.
Para fresas con canales para refrigerante, es necesario un nuevo tornillo con agujeros radiales que puede solicitarse por separado.
Consulte la página M13

MAS-BT a eje, con adaptador de tornillos de transmisión

Adaptador del lado de la máquina compatible con JIS B 6339



					Dimensiones, mm													
CZC _{MS}	CZC _{WS}	CNSC	CXSC	DSGN	Código de pedido	DBC	CRKS	DCON _{WS}	LSC	LF	LB ₁	LB ₂	BD ₁	BD ₂	BAR	NM	KG	RPMX
30	X10	1	3	2	B30-X10-032-050	22.0	M12	10.0	2	50.0	27.0	50.0	32.0	46.0	80	6.40	0.60	12000
	X22	1	3	2	B30-X22-040-055	32.0	M12	22.0	2	55.0	32.0	55.0	40.0	46.0	80	3.90	0.73	11000
40	X10	7	3	2	B40-X10-032-055	22.0	M16	10.0	2	55.0	27.0	55.0	32.0	63.0	80	6.40	1.18	12000
	X22	7	3	2	B40-X22-040-060	32.0	M16	22.0	2	60.0	32.0	60.0	40.0	63.0	80	3.90	1.33	11000
	X32	7	3	1	B40-X32-063-080	45.0	M16	32.0	2	80.0	80.0		63.0		80	6.40	2.28	10000

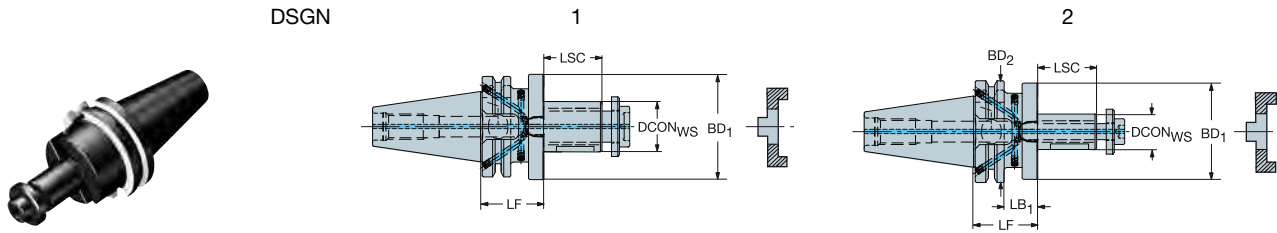
Para obtener información sobre piezas de repuesto, visite www.sandvik.coromant.com/es



ADAPTADORES DE HERRAMIENTAS ROTATIVAS Adaptador de máquina MAS-BT

MAS-BT 403 a adaptador de eje de fresado lateral y planeado

Adaptador del lado de la máquina compatible con JIS B 6339



		Dimensiones, mm															
CZC _{MS}	CZC _{WS}	CNSC	CXSC	DSGN	Código de pedido	CRKS	DCON _{WS}	LSC	LF	LB ₁	LB ₂	BD ₁	BD ₂	BAR	NM	KG	RPMX
30	22	1	1	2	A208-30 22 047	M12	22.0	31	35.0	13.0	35.0	40.0	46.0	80	45.00	0.71	25000
	27	1	1	1	A208-30 27 050	M12	27.0	33	38.0	38.0		48.0		80	80.00	0.87	25000
40	22	7	1	2	A2B08-40 22 055	M16	22.0	31	43.0	12.0	43.0	40.0	63.0	80	45.00	1.35	18000
	27	7	1	2	A2B08-40 27 055	M16	27.0	33	43.0	15.0	43.0	48.0	63.0	80	80.00	1.51	18000
	32	7	1	2	A2B08-40 32 060	M16	32.0	38	46.0	18.0	46.0	58.0	63.0	80	180.00	1.86	18000
	40	7	1	1	A2B08-40 40 070	M16	40.0	41	56.0	56.0		70.0		80	300.00	2.70	18000

Para obtener información sobre piezas de repuesto, visite www.sandvik.coromant.com/es



L 78



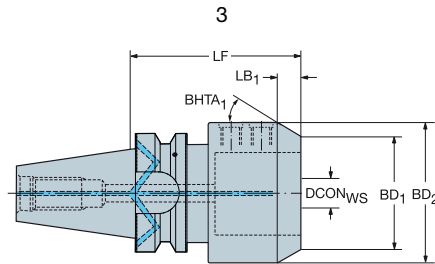
MAS-BT 403 a Weldon, adaptador

Adaptador del lado de la máquina compatible con JIS B 6339

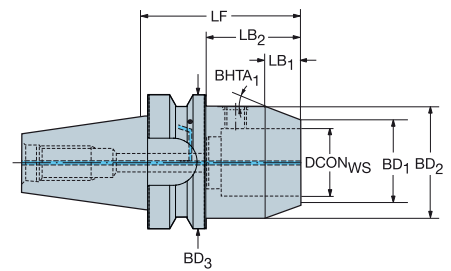
Adaptador del lado de la pieza DIN 6535-HB y DIN 1835-B



DSGN



6



						Dimensiones, mm															
CZC _{MS}	CZC _{WS}	CNSC	CXSC	DSGN	Código de pedido	CRKS	DCON _{WS}	LF	LB ₁	LB ₂	LB ₃	BD ₁	BD ₂	BD ₃	BHTA ₁	BAR	NM	KG			
30	12	1	1	6	A2B20-30 12 052	M12	12.0	52.0	12.6	28.9	52.0	27.0	41.5	46.0	30°	20	12.00	0.63			
	16	1	1	3	A2B20-30 16 063	M12	16.0	63.0	12.6	63.0		33.0	47.5		30°	20	15.00	0.83			
	20	1	1	3	A2B20-30 20 063	M12	20.0	63.0	12.6	63.0		37.0	51.5		30°	20	20.00	0.87			
40	6	7	1	6	A2B20-40 06 100	M16	6.0	100.0	11.0	71.0	100.0	12.3	25.0	63.0	30°	20	3.00	1.21			
	8	7	1	6	A2B20-40 08 100	M16	8.0	100.0	11.0	71.0	100.0	15.3	28.0	63.0	30°	20	7.00	1.27			
	10	7	1	6	A2B20-40 10 100	M16	10.0	100.0	13.0	71.0	100.0	20.0	35.0	63.0	30°	20	10.00	1.44			
	12	7	1	6	A2B20-40 12 063	M16	12.0	63.0	13.0	34.0	63.0	27.0	42.0	63.0	30°	20	12.00	1.12			
	12	7	1	6	A2B20-40 12 100	M16	12.0	100.0	13.0	71.0	100.0	27.0	42.0	63.0	30°	20	12.00	1.66			
	16	7	1	6	A2B20-40 16 063	M16	16.0	63.0	13.0	34.0	63.0	33.0	48.0	63.0	30°	20	15.00	1.35			
	16	7	1	6	A2B20-40 16 100	M16	16.0	100.0	13.0	71.0	100.0	33.0	48.0	63.0	30°	20	15.00	1.84			
	20	7	1	6	A2B20-40 20 063	M16	20.0	63.0	13.0	34.0	63.0	37.0	52.0	63.0	30°	20	20.00	1.37			
	20	7	1	6	A2B20-40 20 100	M16	20.0	100.0	13.0	71.0	100.0	37.0	52.0	63.0	30°	20	20.00	1.96			
	25	7	1	6	A2B20-40 25 090	M16	25.0	90.0	13.0	61.0	90.0	44.0	59.0	63.0	30°	20	25.00	1.73			
	32	7	1	3	A2B20-40 32 100	M16	32.0	100.0	13.0	100.0		57.0	72.0		30°	20	45.00	2.40			
	50	6	7	1	6	A2B20-50 06 063	M24	6.0	63.0	11.0	22.0	63.0	12.3	25.0	100.0	30°	20	3.00	3.81		
8		7	1	6	A2B20-50 08 063	M24	8.0	63.0	11.0	22.0	63.0	15.3	28.0	100.0	30°	20	7.00	3.84			
10		7	1	6	A2B20-50 10 070	M24	10.0	70.0	13.0	29.0	70.0	20.0	35.0	100.0	30°	20	10.00	3.90			
12		7	1	6	A2B20-50 12 080	M24	12.0	80.0	13.0	36.0	80.0	26.8	42.0	100.0	30°	20	12.00	4.04			
16		7	1	6	A2B20-50 16 080	M24	16.0	80.0	13.0	39.0	80.0	33.0	48.0	100.0	30°	20	15.00	4.16			
20		7	1	6	A2B20-50 20 080	M24	20.0	80.0	13.0	39.0	80.0	37.0	52.0	100.0	30°	20	20.00	4.18			
20		7	1	6	A2B20-50 20 100	M24	20.0	100.0	13.0	59.0	100.0	37.0	52.0	100.0	30°	20	20.00	4.58			
25		7	1	6	A2B20-50 25 100	M24	25.0	100.0	13.0	59.0	100.0	50.0	65.0	100.0	30°	20	25.00	4.90			
25		7	1	6	A2B20-50 25 160	M24	25.0	160.0	13.0	119.0	160.0	50.0	65.0	100.0	30°	20	25.00	6.62			
32		7	1	6	A2B20-50 32 105	M24	32.0	105.0	12.0	64.0	105.0	58.1	72.0	100.0	30°	20	45.00	5.30			
32		7	1	6	A2B20-50 32 160	M24	32.0	160.0	12.0	119.0	160.0	58.1	72.0	100.0	30°	20	45.00	7.20			
40		7	1	6	A2B20-50 40 115	M24	40.0	115.0	15.0	74.0	115.0	60.7	78.0	100.0	30°	20	45.00	5.60			

Para obtener información sobre piezas de repuesto, visite www.sandvik.coromant.com/es



M1



N23



N15

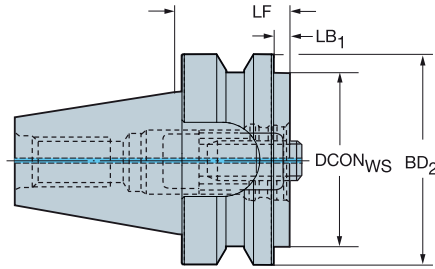


ADAPTADORES DE HERRAMIENTAS ROTATIVAS

Adaptador de máquina MAS-BT

MAS-BT 403 a VL, adaptador

Adaptador del lado de la máquina compatible con JIS B 6339



Dimensiones, mm

CZC _{MS}	CZC _{WS}	CNSC	CXSC	Código de pedido	CRKS	DCON _{WS}	LF	LB ₁	BD ₂	BAR	NM	KG
50	80	1	1	390.58-50 80 040	M24	80.0	40.0	2.0	100.0	20	180.00	3.63

Para obtener información sobre piezas de repuesto, visite www.sandvik.coromant.com/es



M1



N23



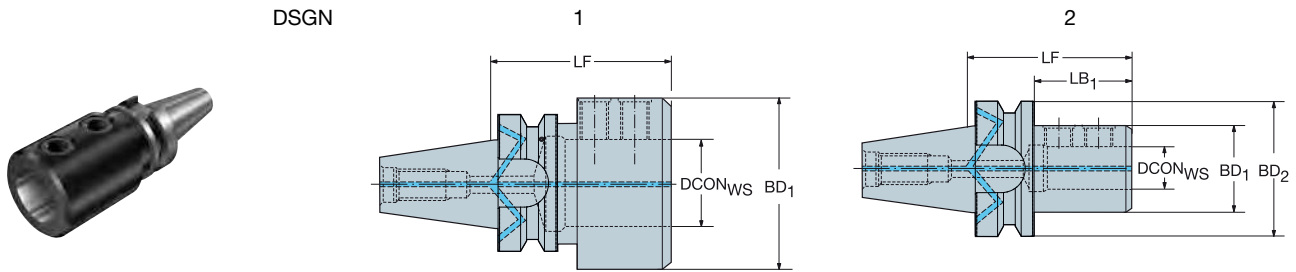
N15

L 80



MAS-BT 403 a ISO 9766, adaptador

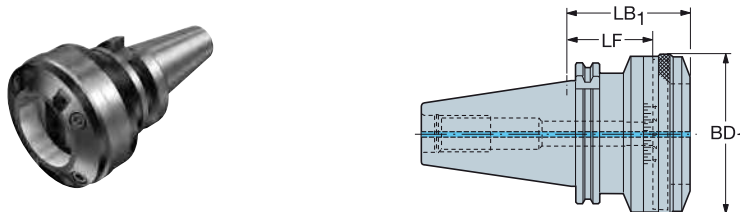
Adaptador del lado de la máquina compatible con JIS B 6339



					Dimensiones, mm												
CZC _{MS}	CZC _{WS}	CNSC	CXSC	DSGN	Código de pedido	CRKS	DCON _{WS}	LSC	LF	LB ₁	LB ₂	BD ₁	BD ₂	BAR	NM	KG	RPMX
30	16	1	1	2	A227-30 16 080	M12	16.0	49	80.0	58.0	80.0	36.0	46.0	20	10.00	0.76	25000
	20	1	1	2	A227-30 20 080	M12	20.0	51	80.0	56.9	80.0	40.0	46.0	20	12.00	0.82	25000
	25	1	1	2	A227-30 25 085	M12	25.0	57	85.0	62.9	85.0	45.0	46.0	20	20.00	0.92	25000
	32	1	1	1	A227-30 32 090	M12	32.0	61	90.0	90.0		52.0		20	30.00	1.03	25000
40	16	7	1	2	A2B27-40 16 070	M16	16.0	49	70.0	42.0	70.0	36.0	63.0	20	10.00	1.24	18000
	20	7	1	2	A2B27-40 20 075	M16	20.0	51	75.0	48.0	75.0	40.0	63.0	20	12.00	1.32	18000
	25	7	1	2	A2B27-40 25 080	M16	25.0	57	80.0	52.0	80.0	45.0	63.0	20	20.00	1.40	18000
	32	7	1	2	A2B27-40 32 085	M16	32.0	61	85.0	57.0	85.0	52.0	63.0	20	30.00	1.51	18000
50	16	7	1	2	A2B27-50 16 080	M24	16.0	49	80.0	41.5	80.0	36.0	100.0	20	10.00	3.98	12000
	20	7	1	2	A2B27-50 20 085	M24	20.0	51	85.0	46.0	85.0	40.0	100.0	20	12.00	3.98	12000
	25	7	1	2	A2B27-50 25 090	M24	25.0	57	90.0	51.0	90.0	45.0	100.0	20	20.00	4.08	12000
	32	7	1	2	A2B27-50 32 095	M24	32.0	61	95.0	56.0	95.0	52.0	100.0	20	30.00	4.24	12000
	40	7	1	2	A2B27-50 40 105	M24	40.0	71	105.0	66.0	105.0	75.0	100.0	20	40.00	5.32	12000
50	7	1	2	A2B27-50 50 113	M24	50.0	81	113.0	74.0	113.0	75.0	100.0	20	45.00	4.96	12000	

MAS-BT 403 a ISO 9766, adaptador ajustable

Adaptador del lado de la máquina compatible con JIS B 6339



					Dimensiones, mm												
CZC _{MS}	CZC _{WS}	CNSC	CXSC	Código de pedido	CRKS	DCON _{WS}	LF	LB ₁	BD ₁	BAR	KG	RPMX					
40	1	1	1	392.55277-40 01 055A	M16	78.0	55.0	79.6	86.0	20	2.38	12000					
50	2	1	1	392.58277-50 02 063A	M24	98.0	63.0	87.6	106.0	20	5.79	9000					
3	1	1		392.58277-50 03 080B	M24	136.0	80.0	90.0	140.0	20	7.36	6000					

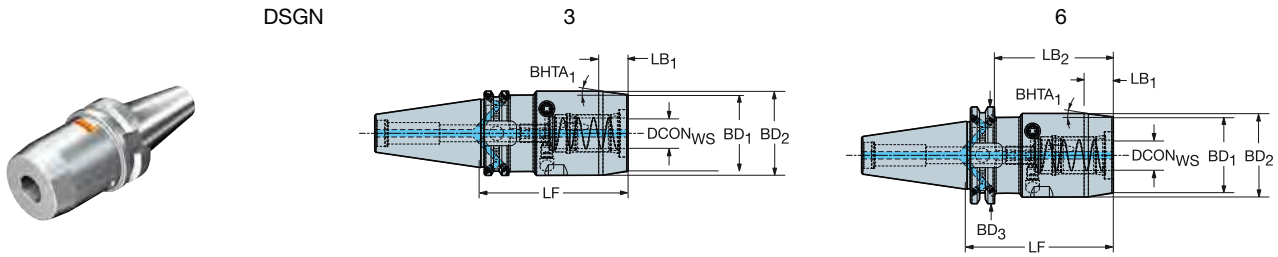
Para obtener información sobre piezas de repuesto, visite www.sandvik.coromant.com/es



ADAPTADORES DE HERRAMIENTAS ROTATIVAS Adaptador de máquina MAS-BT

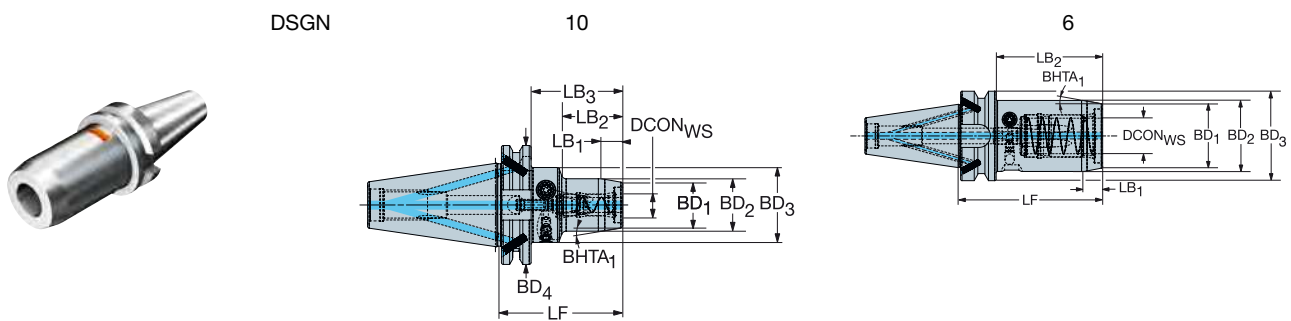
MAS-BT 403 a CoroChuck™ 930

Adaptador del lado de la máquina compatible con JIS B 6339



Diseño de mecanizado pesado

						Dimensiones, mm																
CZC _{MS}	CZC _{WS}	CNSC	CXSC	DSGN	Código de pedido	CRKS	DCON _{WS}	LSC	LF	LB ₁	LB ₂	LB ₃	BD ₁	BD ₂	BD ₃	BHTA ₁	BAR	NM	KG	RPMX		
40	20	7	1	6	930-B40-HD-20-088	M16	20.0	51	88.0	17.8	61.0	88.0	50.0	55.0	63.0	8°	80	10.00	1.93	18000		
	25	7	1	3	930-B40-HD-25-094	M16	25.0	57	94.0	18.8	94.0		57.0	65.0		12°	80	10.00	2.39	18000		
50	20	7	1	6	930-B50-HD-20-102	M24	20.0	51	102.0	17.8	64.0	102.0	50.0	55.0	100.0	8°	80	10.00	4.68	12000		
	25	7	1	6	930-B50-HD-25-106	M24	25.0	57	106.0	18.8	68.0	106.0	57.0	65.0	100.0	12°	80	10.00	5.15	12000		
	32	7	1	6	930-B50-HD-32-096	M24	32.0	61	96.0	18.8	58.0	96.0	68.0	76.0	100.0	12°	80	10.00	5.23	12000		
	32	7	1	6	930-B50-HD-32-185	M24	32.0	61	185.0	18.8	147.0	185.0	68.0	76.0	100.0	12°	80	10.00	8.34	12000		



Diseño delgado

						Dimensiones, mm																
CZC _{MS}	CZC _{WS}	CNSC	CXSC	DSGN	Código de pedido	CRKS	DCON _{WS}	LSC	LF	LB ₁	LB ₂	LB ₃	LB ₄	BD ₁	BD ₂	BD ₃	BD ₄	BHTA ₁	BAR	NM	KG	RPMX
30	6	1	1	6	930-B30-S-06-048	M12	6.0	37	48.0	9.3	12.8	48.0		22.0	26.0	46.0		12°	80	8.00	0.55	25000
	8	1	1	6	930-B30-S-08-048	M12	8.0	37	48.0	9.3	12.8	48.0		24.0	28.0	46.0		12°	80	8.00	0.56	25000
	10	1	1	6	930-B30-S-10-048	M12	10.0	41	48.0	9.3	13.8	48.0		26.0	30.0	46.0		12°	80	8.00	0.55	25000
	12	1	1	10	930-B30-S-12-082	M12	12.0	46	82.0	11.3	38.2	60.0	82.0	28.0	32.0	40.0	46.0	10°	80	8.00	0.75	25000
40	20	1	1	6	930-B30-S-20-088	M12	20.0	51	88.0	16.0	66.0	88.0		38.0	42.0	46.0		7°	80	8.00	0.93	25000
	6	7	1	10	930-B40-S-06-075	M16	6.0	37	75.0	11.3	30.2	48.0	75.0	22.0	26.0	40.0	63.0	10°	80	8.00	1.21	18000
	8	7	1	10	930-B40-S-08-075	M16	8.0	37	75.0	11.3	30.2	48.0	75.0	24.0	28.0	40.0	63.0	10°	80	8.00	1.23	18000
	10	7	1	10	930-B40-S-10-080	M16	10.0	41	80.0	11.3	34.2	53.0	80.0	26.0	30.0	40.0	63.0	10°	80	8.00	1.27	18000
	12	7	1	10	930-B40-S-12-085	M16	12.0	46	85.0	11.3	38.2	58.0	85.0	27.9	32.0	50.0	63.0	10°	80	8.00	1.45	18000
	20	7	1	10	930-B40-S-20-094	M16	20.0	51	94.0	16.0	49.2	67.0	94.0	37.9	42.0	50.0	63.0	7°	80	8.00	1.62	18000
	25	7	1	6	930-B40-S-25-102	M16	25.0	57	102.0	12.9	74.0		102.0	45.0	50.0		63.0	11°	80	8.00	1.86	18000
	50	20	7	1	10	930-B50-S-20-108	M24	20.0	51	108.0	16.0	49.2	70.0	108.0	37.9	42.0	50.0	100.0	7°	80	8.00	4.35
25		7	1	6	930-B50-S-25-114	M24	25.0	57	114.0	12.9	73.5		114.0	45.0	50.0		100.0	11°	80	8.00	4.59	12000

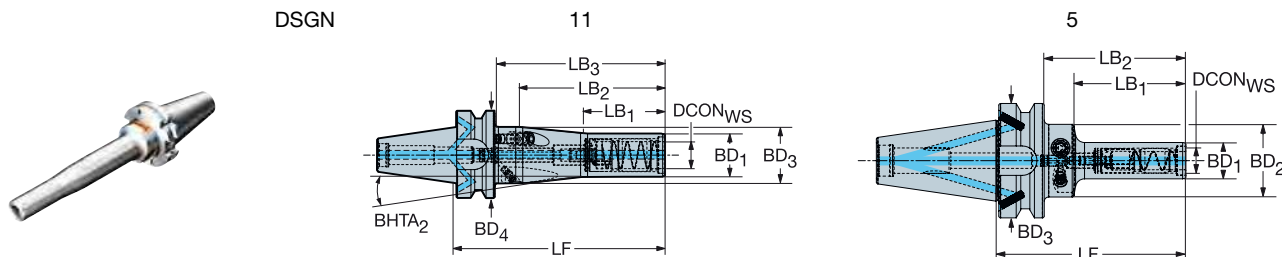
Para obtener información sobre piezas de repuesto, visite www.sandvik.coromant.com/es



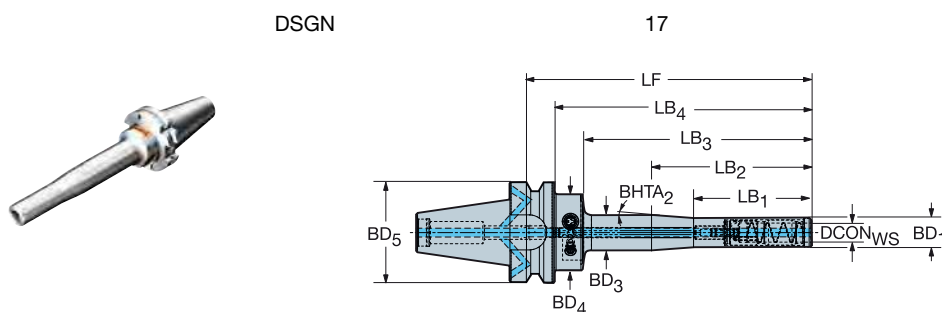
MAS-BT 403 a CoroChuck™ 930

Adaptador del lado de la máquina compatible con JIS B 6339

Diseño tipo lápiz



					Dimensiones, mm																				
CZC _{MS}	CZC _{WS}	CNSC	CXSC	DSGN	Código de pedido	CRKS	DCON _{WS}	LSC	LF	LB ₁	LB ₂	LB ₃	LB ₄	BD ₁	BD ₂	BD ₃	BD ₄	BHTA ₂	BAR	NM	KG	RPMX			
30	6	1	1	11	930-B30-P-06-088	M12	6.0	37	88.0	45.8	52.1	66.0	88.0	14.5	14.5	40.0	46.0	0°	80	8.00	0.62	25000			
	8	1	1	5	930-B30-P-08-088	M12	8.0	37	88.0	45.8	66.0	88.0		17.5	40.0	46.0		0°	80	8.00	0.59	25000			
	10	1	1	5	930-B30-P-10-098	M12	10.0	41	98.0	55.8	76.0	98.0		20.0	40.0	46.0		0°	80	8.00	0.63	25000			
	10	1	1	5	930-B30-P-10-138	M12	10.0	41	138.0	95.8	116.0	138.0		20.0	40.0	46.0		0°	80	8.00	0.73	25000			
	12	1	1	11	930-B30-P-12-103	M12	12.0	46	103.0	60.8	66.4	81.0	103.0	22.0	22.0	40.0	46.0	0°	80	8.00	0.71	25000			
	12	1	1	11	930-B30-P-12-138	M12	12.0	46	138.0	95.8	101.4	116.0	138.0	22.0	22.0	40.0	46.0	0°	80	8.00	0.81	25000			
40	8	7	1	5	930-B40-P-08-095	M16	8.0	37	95.0	45.8	65.5	95.0		17.5	40.0	63.0		0°	80	8.00	1.20	18000			
	10	7	1	5	930-B40-P-10-105	M16	10.0	41	105.0	55.8	75.5	105.0		20.0	40.0	63.0		0°	80	8.00	1.24	18000			
	10	7	1	5	930-B40-P-10-145	M16	10.0	41	145.0	95.8	115.5	145.0		20.0	40.0	63.0		0°	80	8.00	1.34	18000			
	12	7	1	11	930-B40-P-12-110	M16	12.0	46	110.0	60.8	66.4	83.0	110.0	22.0	22.0	40.0	63.0	0°	80	8.00	1.32	18000			
	12	7	1	11	930-B40-P-12-145	M16	12.0	46	145.0	95.8	101.4	118.0	145.0	22.0	22.0	40.0	63.0	0°	80	8.00	1.47	18000			
	20	7	1	11	930-B40-P-20-153	M16	20.0	51	153.0	60.0	108.0	126.0	153.0	32.0	32.0	42.0	63.0	6°	80	8.00	1.84	18000			



					Dimensiones, mm																				
CZC _{MS}	CZC _{WS}	CNSC	CXSC	DSGN	Código de pedido	CRKS	DCON _{WS}	LSC	LF	LB ₁	LB ₂	LB ₃	LB ₄	BD ₁	BD ₂	BD ₃	BD ₄	BD ₅	BHTA ₂	BAR	NM	KG	RPMX		
30	12	1	1	17	930-B30-P-12-188	M12	12.0	46	188.0	50.0	75.0	151.1	166.0	22.0	26.0	40.0	46	4°	80	8.00	1.10	25000			
40	12	7	1	17	930-B40-P-12-195	M16	12.0	46	195.0	50.0	75.0	151.1	168.0	22.0	26.0	40.0	46	4°	80	8.00	1.72	18000			

Para obtener información sobre piezas de repuesto, visite www.sandvik.coromant.com/es

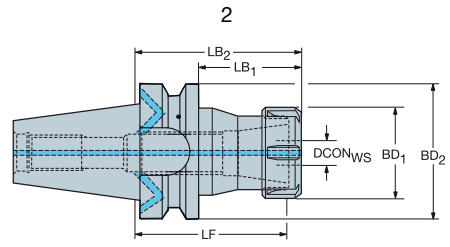
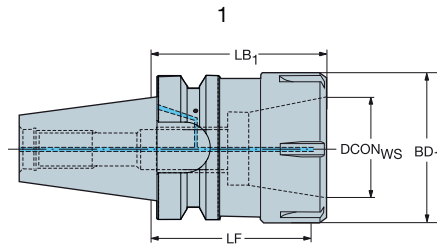


MAS-BT 403 a portapinzas ER

Adaptador del lado de la máquina compatible con JIS B 6339

Adaptador del lado de la pieza DIN 6499-B

DSGN



						Dimensiones, mm										
CZC _{MS}	CZC _{WS}	CNSC	CXSC	DSGN	Código de pedido	CRKS	DCON _{WS}	LF	LB ₁	LB ₂	BD ₁	BD ₂	(BAR)	(KG)	RPMX	
30	ER11	1	1	2	A2B14-30 11 050	M12	11.4	43.7	26.9	50.0	19.0	46.0	80	0.43	25000	
	ER16	1	1	2	A214-30 16 080	M12	17.0	69.7	56.9	80.0	28.0	46.0	80	0.59	25000	
	ER16	1	1	2	A214-30 16 100	M12	17.0	89.7	76.9	100.0	28.0	46.0	80	0.68	25000	
	ER16	1	1	2	A214-30 16 130	M12	17.0	119.7	106.9	130.0	28.0	46.0	80	0.81	25000	
	ER16	1	1	2	A2B14-30 16 050	M12	17.0	39.7	26.9	50.0	27.7	46.0	80	0.46	25000	
	ER20	1	1	2	A214-30 20 090	M12	21.0	78.8	66.9	90.0	34.0	46.0	80	0.73	25000	
	ER20	1	1	2	A214-30 20 130	M12	21.0	118.8	106.9	130.0	34.0	46.0	80	0.99	25000	
	ER20	1	1	2	A2B14-30 20 050	M12	21.0	38.8	26.9	50.0	34.0	46.0	80	0.48	25000	
	ER25	1	1	2	A214-30 25 100	M12	26.0	88.3	76.9	100.0	42.0	46.0	80	0.99	25000	
	ER25	1	1	2	A214-30 25 130	M12	26.0	118.3	108.0	130.0	42.0	46.0	80	1.30	25000	
	ER25	1	1	2	A2B14-30 25 062	M12	26.0	50.3	38.9	62.0	42.0	46.0	80	0.58	25000	
	ER32	1	1	1	A214-30 32 070	M12	33.0	57.3	70.0		50.0		80	0.70	25000	
	ER32	1	1	1	A214-30 32 130	M12	33.0	117.3	130.0		50.0		80	1.25	25000	
40	ER16	7	1	2	A2B14-40 16 070	M16	17.0	59.7	41.0	70.0	28.0	63.0	80	1.10	18000	
	ER16	7	1	2	A2B14-40 16 100	M16	17.0	89.7	71.0	100.0	28.0	63.0	80	1.25	18000	
	ER20	7	1	2	A2B14-40 20 070	M16	21.0	58.8	41.0	70.0	34.0	63.0	80	1.15	18000	
	ER20	7	1	2	A2B14-40 20 100	M16	21.0	88.8	71.0	100.0	34.0	63.0	80	1.33	18000	
	ER25	7	1	2	A2B14-40 25 070	M16	26.0	58.3	41.0	70.0	42.0	63.0	80	1.22	18000	
	ER25	7	1	2	A2B14-40 25 100	M16	26.0	88.3	71.0	100.0	42.0	63.0	80	1.50	18000	
	ER32	7	1	2	A2B14-40 32 070	M16	33.0	57.3	41.0	70.0	50.0	63.0	80	1.24	18000	
	ER40	7	1	1	A2B14-40 40 070	M16	41.0	55.3	70.0		63.0		80	1.35	18000	
50	ER20	7	1	2	A2B14-50 20 070	M24	21.0	58.8	29.0	70.0	34.0	100.0	80	3.80	12000	
	ER20	7	1	2	A2B14-50 20 100	M24	21.0	88.8	59.0	100.0	34.0	100.0	80	4.11	12000	
	ER25	7	1	2	A2B14-50 25 070	M24	26.0	58.3	29.0	70.0	42.0	100.0	80	3.88	12000	
	ER25	7	1	2	A2B14-50 25 100	M24	26.0	88.3	59.0	100.0	42.0	100.0	80	4.26	12000	
	ER32	7	1	2	A2B14-50 32 070	M24	33.0	57.3	28.6	70.0	50.0	100.0	80	3.84	12000	
	ER32	7	1	2	A2B14-50 32 100	M24	33.0	87.3	59.0	100.0	50.0	100.0	80	4.26	12000	
	ER40	7	1	2	A2B14-50 40 080	M24	41.0	65.3	39.0	80.0	63.0	100.0	80	4.04	12000	

Para obtener información sobre piezas de repuesto, visite www.sandvik.coromant.com/es



M1



N23

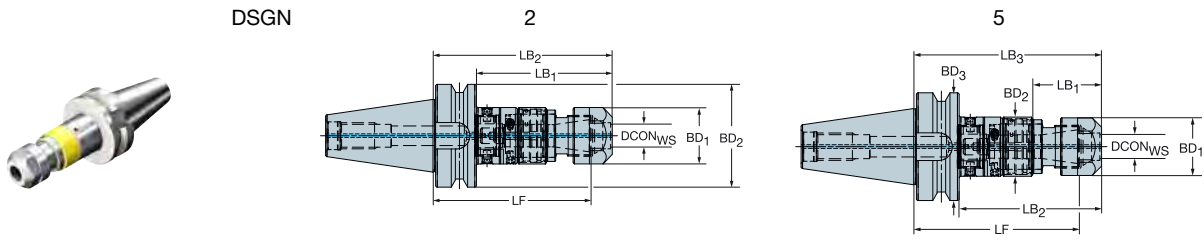


N15

MAS-BT 403 a CoroChuck™ 970

Adaptador del lado de la máquina compatible con JIS B 6339

Adaptador del lado de la pieza DIN 6499-B



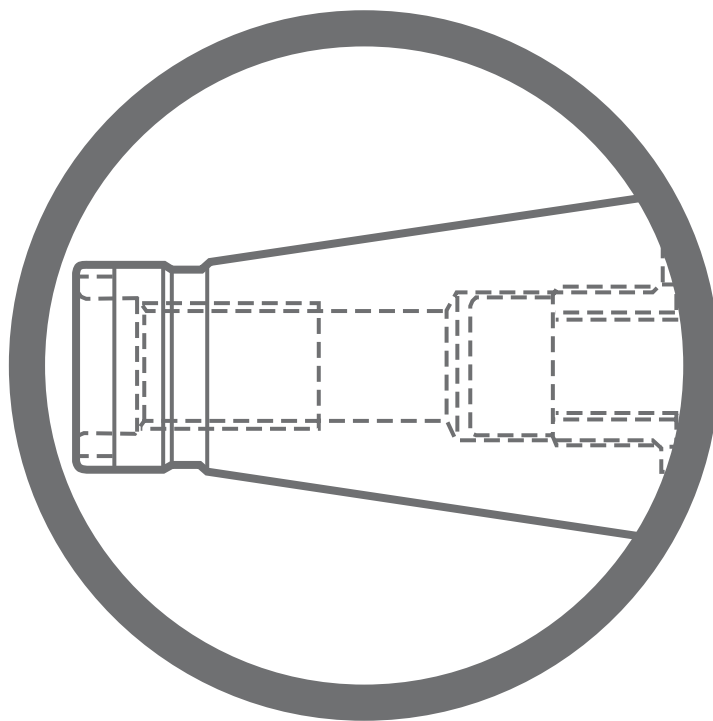
						Dimensiones, mm												
CZC _{MS}	CZC _{WS}	TRMAX	CNSC	CXSC	DSGN	Código de pedido	CRKS	DCON _{WS}	LF	LB ₁	LB ₂	LB ₃	BD ₁	BD ₂	BD ₃	(BAR)	(KG)	RPMX
30	ER11	M5	1	1	5	970-B30-11-082	M12	11.3	78.2	24.1	60.0	82.0	18.7	23.5	46.0	80	0.55	8000
	ER20	M12	1	1	5	970-B30-20-105	M12	20.8	92.2	35.3	78.1	100.2	33.7	35.0	46.0	80	0.83	8000
	ER25	M20	1	1	5	970-B30-25-125	M12	25.8	111.1	37.1	97.6	119.6	42.0	44.0	46.0	80	1.19	8000
40	ER20	M12	1	1	5	970-B40-20-110	M16	20.8	97.2	35.3	78.1	105.2	33.7	35.0	63.0	80	1.42	8000
	ER25	M20	1	1	5	970-B40-25-130	M16	25.8	116.1	37.1	97.6	124.6	42.0	44.0	63.0	80	1.78	8000
	ER32	M27	1	1	2	970-B40-32-133	M16	32.8	123.8	106.3	133.3		50.0	63.0		80	1.74	8000
50	ER20	M12	1	1	5	970-B50-20-125	M24	20.8	112.2	35.3	82.1	120.2	33.7	35.0	100.0	80	4.09	8000
	ER25	M20	1	1	5	970-B50-25-145	M24	25.8	131.1	37.1	101.6	139.6	42.0	44.0	100.0	80	4.47	8000
	ER32	M27	1	1	2	970-B50-32-148	M24	32.8	138.8	110.3	148.3		50.0	100.0		80	4.33	8000
	ER40	M30	1	1	2	970-B50-40-174	M24	40.8	157.2	130.6	168.6		63.0	100.0		80	5.90	8000

Para obtener información sobre piezas de repuesto, visite www.sandvik.coromant.com/es



I
ADAPTADORES DE HERRAMIENTAS ROTATIVAS

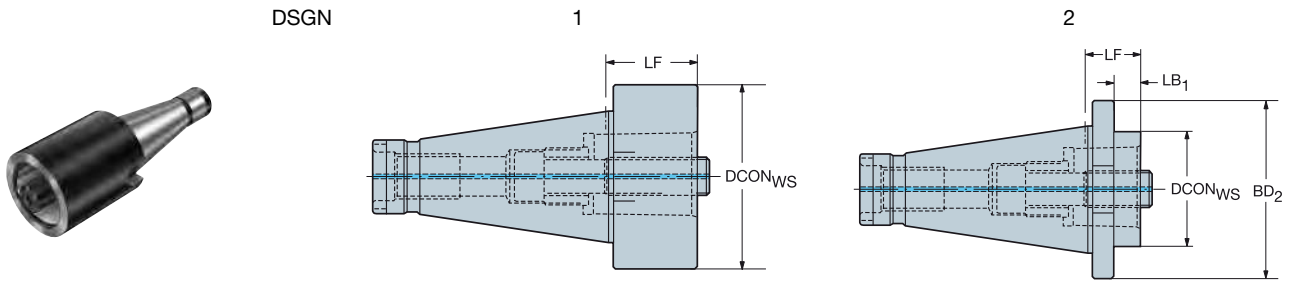
J
K
L
M
N
Adaptador de máquina DIN 2080



L 86



A daptador DIN 2080 a Coromant Capto®



					Dimensiones, mm									
CZC _{MS}	CZC _{WS}	CNSC	CXSC	DSGN	Código de pedido	CRKS	DCON _{WS}	LF	LB ₁	LB ₂	BD ₂	BAR	NM	KG
40	C3	1	1	2	C3-390.00-40 030	M16	32.0	30.0	18.4	30.0	63.0	80	45.00	0.86
	C4	1	1	2	C4-390.00-40 030	M16	40.0	30.0	18.4	30.0	63.0	80	55.00	0.09
	C4	1	1	2	C4-390.00-40 060	M16	40.0	60.0	48.4	60.0	63.0	80	55.00	1.13
	C5	1	1	2	C5-390.00-40 030	M16	50.0	30.0	18.4	30.0	63.0	80	95.00	0.90
	C6	1	1	1	C6-390.00-40 075	M16	63.0	75.0	75.0			80	170.00	1.87
	50	C3	1	1	2	C3-390.00-50 030	M24	32.0	30.0	14.8	30.0	97.5	80	45.00
C3		1	1	2	C3-390.00-50 060	M24	32.0	60.0	44.8	60.0	97.5	80	45.00	2.89
C4		1	1	2	C4-390.00-50 030	M24	40.0	30.0	14.8	30.0	97.5	80	55.00	2.79
C4		1	1	2	C4-390.00-50 060	M24	40.0	60.0	44.8	60.0	97.5	80	55.00	3.01
C5		1	1	2	C5-390.00-50 030	M24	50.0	30.0	14.8	30.0	97.5	80	95.00	2.76
C5		1	1	2	C5-390.00-50 070	M24	50.0	70.0	54.8	70.0	97.5	80	95.00	3.28
C6		1	1	2	C6-390.00-50 030	M24	63.0	30.0	14.8	30.0	97.5	80	170.00	2.72
C6		1	1	2	C6-390.00-50 080	M24	63.0	80.0	64.8	80.0	97.5	80	170.00	3.82
C8		1	1	2	C8-390.00-50 070	M24	80.0	70.0	54.8	70.0	97.5	80	170.00	3.98
C8		1	1	2	C8-390.00-50 120	M24	80.0	120.0	104.8	120.0	97.5	80	170.00	5.84

Para obtener información sobre piezas de repuesto, visite www.sandvik.coromant.com/es



N23



N15

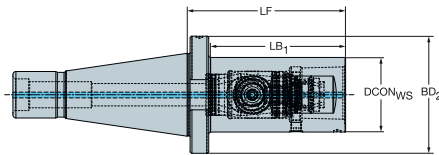


ADAPTADORES DE HERRAMIENTAS ROTATIVAS

Adaptador de máquina DIN 2080

Adaptador DIN 2080 a Coromant Capto® con cambio rápido

SPA



				Dimensiones, mm								
CZC _{MS}	CZC _{WS}	CNSC	CXSC	Código de pedido	CRKS	DCON _{WS}	LF	LB ₁	BD ₂	BAR	NM	KG
40	C5	1	1	DN40-QC-C5-095	M16	50.0	95.0	83.4	62.8	80	70.00	1.70
50	C8	1	1	DN50-QC-C8-140	M24	80.0	140.0	124.8	97.3	80	130.00	6.30

Para obtener información sobre piezas de repuesto, visite www.sandvik.coromant.com/es



N23

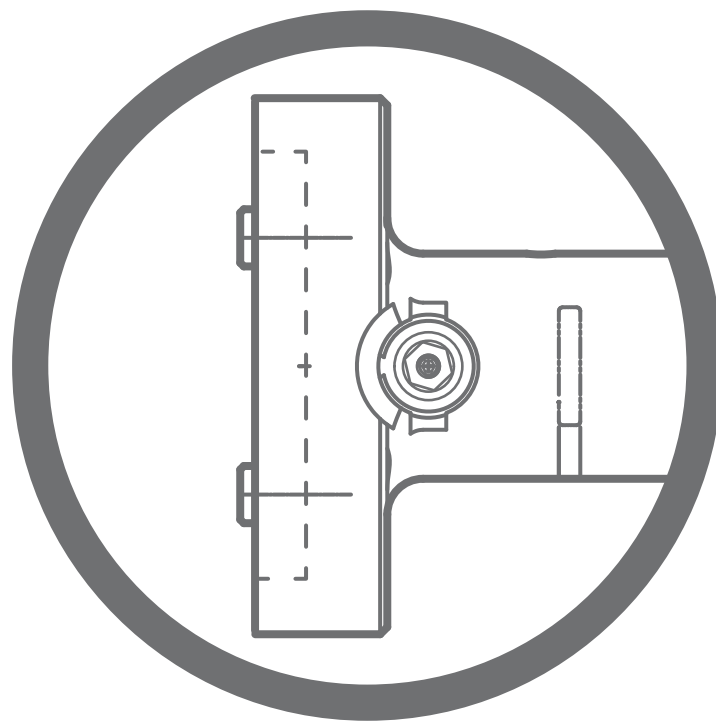


N15

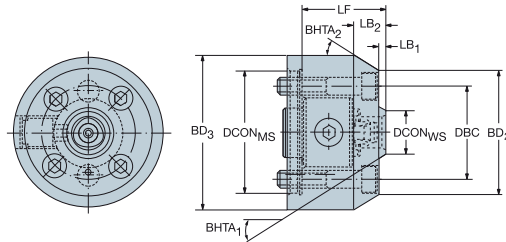
L 88



Adaptador del lado de la máquina DIN 2079

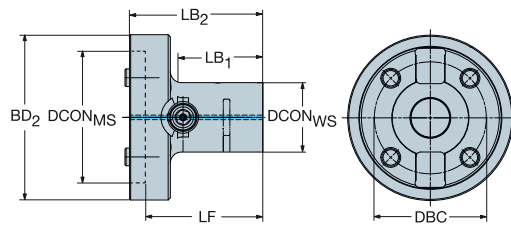


DIN 2079 a Coromant Capto®, adaptador



		Dimensiones, mm												
CZC _{MS}	CZC _{WS}	Código de pedido	DCON _{MS}	DBC	DCON _{WS}	LF	LB ₁	LB ₂	BD ₂	BD ₃	BHTA ₁	BHTA ₂	NM	KG
40	C3	C3-390.34705-40 060	88.8	66.7	32.0	60.0	5.0	22.3	90.0	110.0	30°	30°	35.00	3.99
	C4	C4-390.34705-40 070	88.8	66.7	40.0	70.0	5.0	22.3	90.0	110.0	30°	30°	15.00	5.00

DIN 2079 a adaptador Coromant Capto® con cambio rápido

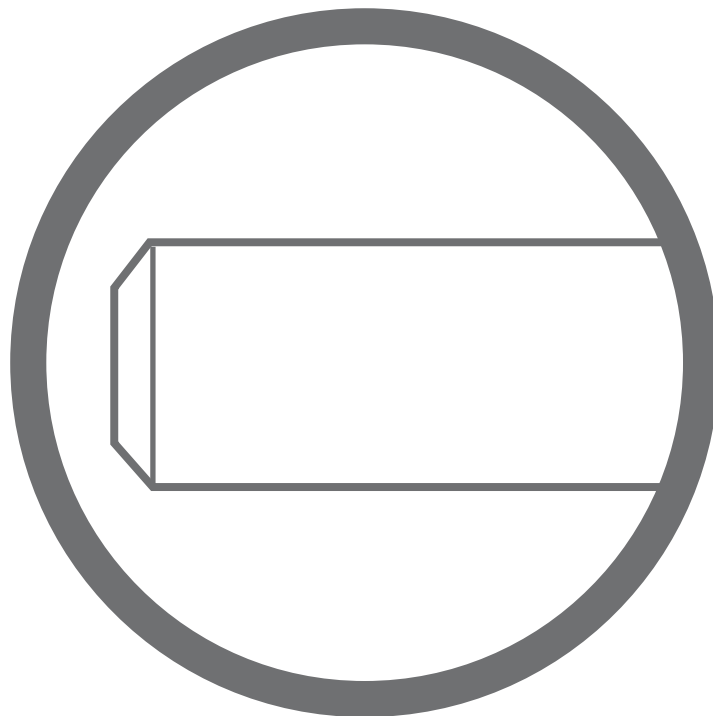


		Dimensiones, mm													
CZC _{MS}	CZC _{WS}	CNSC	CXSC	Código de pedido	DCON _{MS}	DBC	DCON _{WS}	LF	LB ₁	LB ₂	BD ₂	BAR	NM	KG	
40	C5	1	1	SI40-QC-C5-090	88.8	66.7	50.0	90.0	70.0	102.0	110.0	80	70.00	2.30	
50	C6	1	1	SI50-QC-C6-105	128.5	101.6	63.0	105.0	74.0	121.0	150.0	80	90.00	5.00	
	C8	3	1	SI50-QC-C8-135	128.5	101.6	80.0	135.0	104.0	151.0	150.0	80	130.00	6.89	

Para obtener información sobre piezas de repuesto, visite www.sandvik.coromant.com/es



Adaptador de máquina de mango cilíndrico



I
J
K
L
M
N

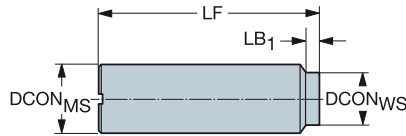


ADAPTADORES DE HERRAMIENTAS ROTATIVAS

Adaptador de máquina de mango cilíndrico

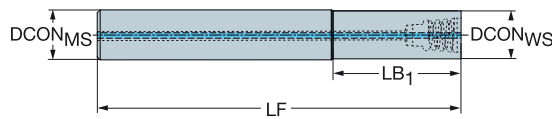
Mango cilíndrico para adaptador Cormant EH

Diseño recto



Mango de acero

					Dimensiones, mm								
CZC _{MS}	CZC _{WS}	CNSC	CXSC	Código de pedido	DCON _{MS}	DCON _{WS}	LSC	LF	LB ₁	BAR	NM	KG	RPMX
10	E10	1	1	E10-A10-SS-075	10.0	9.6	54	75.0	20.0	80	12.00	0.09	40000
12	E12	1	1	E12-A12-SS-100	12.0	11.6	77	100.0	22.0	80	15.00	0.14	31000
16	E10	1	1	E10-A16-SS-065	16.0	9.6	57	65.0	5.0	80	12.00	0.14	40000
	E12	1	1	E12-A16-SS-065	16.0	11.6	58	65.0	5.0	80	15.00	0.15	40000
20	E16	1	1	E16-A20-SS-070	20.0	15.4	63	70.0	5.0	80	30.00	0.26	40000
	E16	1	1	E16-A20-SS-110	20.0	15.4	83	110.0	25.0	80	30.00	0.33	40000
	E20	1	1	E20-A20-SS-120	20.0	19.2	89	120.0	30.0	80	50.00	0.38	34000
25	E20	1	1	E20-A25-SS-080	25.0	19.2	73	80.0	5.0	80	50.00	0.39	40000
	E25	1	1	E25-A25-SS-140	25.0	24.1	99	140.0	40.0	80	65.00	0.63	25000
32	E25	1	1	E25-A32-SS-080	32.0	24.1	73	80.0	5.0	80	65.00	0.62	40000



Mango de metal pesado

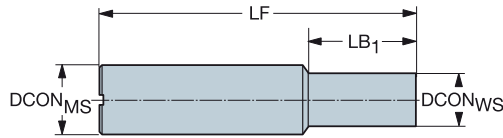
					Dimensiones, mm								
CZC _{MS}	CZC _{WS}	CNSC	CXSC	Código de pedido	DCON _{MS}	DCON _{WS}	LSC	LF	LB ₁	BAR	KG	RPMX	
10	E10	1	1	EH10-A10-SH-100	10.0	9.6	79	100.0	20.0	80	0.18	26000	
12	E12	1	1	EH12-A12-SH-110	12.0	11.6	84	110.0	25.0	80	0.26	25000	
16	E16	1	1	EH16-A16-SH-130	16.0	15.4	94	130.0	35.0	80	0.52	22000	
20	E20	1	1	EH20-A20-SH-160	20.0	19.2	114	160.0	45.0	80	0.92	17000	
25	E25	1	1	EH25-A25-SH-185	25.0	24.1	119	185.0	65.0	80	1.58	16000	

Para obtener información sobre piezas de repuesto, visite www.sandvik.coromant.com/es



Mango cilíndrico para adaptador Cormant EH

Diseño recto



Mango de metal duro

					Dimensiones, mm								
CZC _{MS}	CZC _{WS}	CNSC	CXSC	Código de pedido	DCON _{MS}	DCON _{WS}	LSC	LF	LB ₁	BAR	NM	KG	RPMX
10	E10	1	1	E10-A10-SE-100	10.0	9.6	49	100.0	50.0	80	12.00	0.15	35000
12	E12	1	1	E12-A12-SE-100	12.0	11.6	51	100.0	48.0	80	15.00	0.20	40000
16	E16	1	1	E16-A16-SE-135	16.0	15.4	54	135.0	80.0	80	30.00	0.44	27000
20	E20	1	1	E20-A20-SE-095	20.0	19.2	56	95.0	38.0	80	50.00	0.46	40000
	E20	1	1	E20-A20-SE-180	20.0	19.2	69	180.0	110.0	80	50.00	0.82	20000
25	E25	1	1	E25-A25-SE-200	25.0	24.1	79	200.0	120.0	80	65.00	1.36	19000

Nota.

Mango de metal duro integral a utilizar únicamente para acabado/semiacabado

Para obtener información sobre piezas de repuesto, visite www.sandvik.coromant.com/es

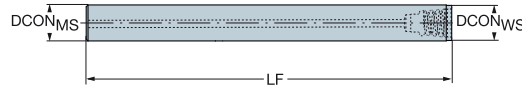


ADAPTADORES DE HERRAMIENTAS ROTATIVAS

Adaptador de máquina de mango cilíndrico

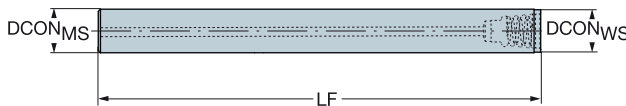
Mango cilíndrico para adaptador Cormant EH

Diseño recto



Mango de acero G subdimensionado

				Dimensiones, mm									
CZC _{MS}	CZC _{WS}	CNSC	CXSC	Código de pedido	DCON _{MS}	DCON _{WS}	LSC	LF	BAR	KG	RPMX		
9	E10	1	1	EH10-A09.7-SS-080	9.7	9.6	78	80.0	80	0.10	40000		
11	E12	1	1	EH12-A11.7-SS-085	11.7	11.6	83	85.0	80	0.12	40000		
15	E16	1	1	EH16-A15.7-SS-100	15.7	15.4	97	100.0	80	0.24	40000		
19	E20	1	1	EH20-A19.7-SS-120	19.7	19.2	117	120.0	80	0.38	40000		
24	E25	1	1	EH25-A24.7-SS-135	24.7	24.1	132	135.0	80	0.56	40000		



Mango subdimensionado G de metal pesado

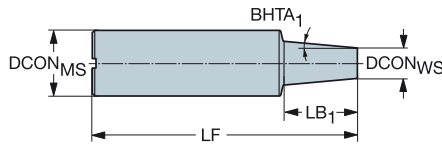
				Dimensiones, mm									
CZC _{MS}	CZC _{WS}	CNSC	CXSC	Código de pedido	DCON _{MS}	DCON _{WS}	LSC	LF	BAR	NM	KG	RPMX	
9	E10	1	1	EH10-A09.7-SH-120	9.7	9.6	117	120.0	80		0.20	19000	
	E10	1	1	EH10-A09.7-SH-100	9.7	9.6	97	100.0	80	12.00	0.17	23000	
11	E12	1	1	EH12-A11.7-SH-135	11.7	11.6	132	135.0	80		0.29	17000	
	E12	1	1	EH12-A11.7-SH-110	11.7	11.6	107	110.0	80	15.00	0.25	23000	
15	E16	1	1	EH16-A15.7-SH-160	15.7	15.4	156	160.0	80		0.61	15000	
	E16	1	1	EH16-A15.7-SH-130	15.7	15.4	126	130.0	80	30.00	0.51	19000	
19	E20	1	1	EH20-A19.7-SH-200	19.7	19.2	196	200.0	80		1.15	12000	
	E20	1	1	EH20-A19.7-SH-160	19.7	19.2	156	160.0	80	50.00	0.91	19000	
24	E25	1	1	EH25-A24.7-SH-235	24.7	24.1	231	235.0	80		1.99	10500	
	E25	1	1	EH25-A24.7-SH-185	24.7	24.1	181	185.0	80	65.00	1.58	14000	

Para obtener información sobre piezas de repuesto, visite www.sandvik.coromant.com/es



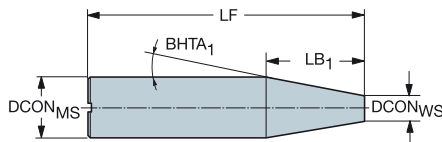
Mango cilíndrico para adaptador Cormant EH

Diseño cónico



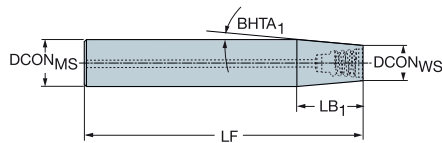
Mango de acero

					Dimensiones, mm									
CZC _{MS}	CZC _{WS}	CNSC	CXSC	Código de pedido	DCON _{MS}	DCON _{WS}	LSC	LF	LB ₁	BHTA ₁	BAR	NM	KG	RPMX
16	E10	1	1	E10-A16-CS-140	16.0	9.6	103	140.0	36.6	5°	80	12.00	0.24	16000
	E10	1	1	E10-A16-CS-160	16.0	9.6	108	160.0	50.0	1°	80	12.00	0.24	12000
	E12	1	1	E12-A16-CS-140	16.0	11.6	115	140.0	25.1	5°	80	15.00	0.25	16000
	E12	1	1	E12-A16-CS-170	16.0	11.6	108	170.0	60.0	1°	80	15.00	0.30	12000
20	E16	1	1	E16-A20-CS-190	20.0	15.4	112	190.0	75.0	1°	80	30.00	0.49	13000
25	E16	1	1	E16-A25-CS-170	25.0	15.4	115	170.0	54.9	5°	80	30.00	0.66	18000
32	E10	1	1	E10-A32-CS-250	32.0	9.6	186	250.0	63.5	10°	80	12.00	1.39	10000
	E12	1	1	E12-A32-CS-250	32.0	11.6	192	250.0	57.8	10°	80	15.00	1.50	10000
	E20	1	1	E20-A32-CS-180	32.0	19.2	107	180.0	73.2	5°	80	50.00	1.06	20000
	E25	1	1	E25-A32-CS-200	32.0	24.1	154	200.0	45.1	5°	80	65.00	1.29	15000



Mango de acero

					Dimensiones, mm									
CZC _{MS}	CZC _{WS}	CNSC	CXSC	Código de pedido	DCON _{MS}	DCON _{WS}	LSC	LF	LB ₁	BHTA ₁	BAR	KG	RPMX	
20	E16	1	1	EH16-A20-CS-165	20.0	15.4	138	165.0	26.3	5°	80	0.44	27000	
25	E20	1	1	EH20-A25-CS-200	25.0	19.2	120	200.0	80.0	1°	80	0.70	19000	



Mango de metal duro

					Dimensiones, mm									
CZC _{MS}	CZC _{WS}	CNSC	CXSC	Código de pedido	DCON _{MS}	DCON _{WS}	LSC	LF	LB ₁	BHTA ₁	BAR	NM	KG	RPMX
16	E10	1	1	EH10-A16-CE-140	16.0	9.6	103	140.0	36.6	5°	80		0.41	36000
	E12	1	1	EH12-A16-CE-165	16.0	11.6	139	165.0	25.1	5°	80		0.50	23000
	E10	1	1	E10-A16-CE-155	16.0	9.6	52	155.0	100.0	1°	80	12.00	0.34	22000
	E12	1	1	E12-A16-CE-150	16.0	11.6	58	150.0	90.0	1°	80	15.00	0.39	23000
20	E16	1	1	EH16-A20-CE-165	20.0	15.4	138	165.0	26.3	5°	80		0.78	27000
	E16	1	1	E16-A20-CE-175	20.0	15.4	55	175.0	118.0	1°	80	30.00	0.72	22000
25	E20	1	1	EH20-A25-CE-150	25.0	19.2	116	150.0	33.1	5°	80	50.00	1.05	23000
	E20	1	1	EH20-A25-CE-200	25.0	19.2	117	200.0	83.0	2°	80	50.00	1.08	19000
32	E20	1	1	EH20-A32-CE-175	32.0	19.2	101	175.0	73.2	5°	80	50.00	1.78	21000
	E25	1	1	EH25-A32-CE-190	32.0	24.1	144	190.0	45.1	5°	80	65.00	2.07	20000
	E25	1	1	EH25-A32-CE-215	32.0	24.1	169	215.0	45.1	5°	80	65.00	2.41	18000

Nota.

Mango de metal duro integral a utilizar únicamente para acabado/semiacabado

Para obtener información sobre piezas de repuesto, visite www.sandvik.coromant.com/es



N23



N6



N15



N3

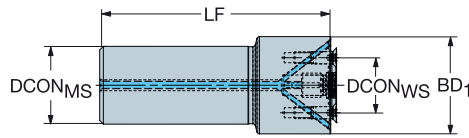


ADAPTADORES DE HERRAMIENTAS ROTATIVAS

Adaptador de máquina de mango cilíndrico

Mango cilíndrico a eje, con adaptador de tornillos de transmisión

Para CoroMill® QD con suministro de refrigerante interior



				Dimensiones, mm										
CZC _{MS}	CZC _{WS}	CNSC	CXSC	Código de pedido	DCON _{MS}	DBC	DCON _{WS}	LSC	LF	BD ₁	BAR	NM	KG	RPMX
25	X10	1	3	CY25-X10-032-090	25.0	22.0	10.0	57	90.0	32.0	80	6.40	0.42	12000
	X22	1	3	CY25-X22-040-090	25.0	32.0	22.0	57	90.0	40.0	80	3.90	0.53	11000
32	X22	1	3	CY32-X22-040-095	32.0	32.0	22.0	61	95.0	40.0	80	3.90	0.71	11000



N23



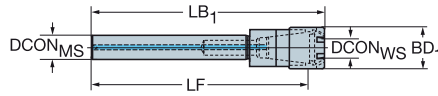
N15

L 96



Mango cilíndrico a portapinzas ER

Adaptador del lado de la pieza DIN 6499-B



					Dimensiones, mm							
CZC _{MS}	CZC _{WS}	CNSC	CXSC	Código de pedido	DCON _{MS}	DCON _{WS}	LSC	LF	LB ₁	BD ₁	BAR	KG
8	ER11	1	1	393.14-08 11 056	8.0	11.4	52	75.0	82.5	16.0	20	0.05
12	ER16	1	1	393.14-12 16 080	12.0	17.0	77	107.0	118.5	22.0	20	0.13
16	ER11	1	1	393.14-16 11 150	16.0	11.4	149	163.5	171.0	16.0	20	0.21
20	ER16	1	1	393.14-20 16 155	20.0	17.0	155	170.0	181.5	22.0	20	0.31
25	ER20	1	1	393.14-25 20 170A	25.0	21.0	141	170.5	182.0	28.0	20	0.51

Para obtener información sobre piezas de repuesto, visite www.sandvik.coromant.com/es



M1



N23



N15



ADAPTADORES DE HERRAMIENTAS ROTATIVAS

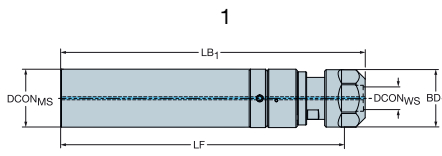
Adaptador de máquina de mango cilíndrico

Mango cilíndrico a CoroChuck™ 970

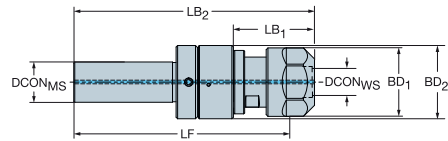
Adaptador del lado de la pieza DIN 6499-B



DSGN



2



Dimensiones, mm

CZC _{MS}	CZC _{WS}	TRMAX	CNSC	CXSC	DSGN	Código de pedido	DCON _{MS}	DCON _{WS}	LSC	LF	LB ₁	LB ₂	BD ₁	BD ₂	BAR	KG	RPMX
12	ER8	M3	1	1	1	970-CY12-8-052	12.0	8.5	70	94.0	100.0		12.0		60	0.12	8000
16	ER11	M5	1	1	2	970-CY16-11-052	16.0	11.3	44	91.5	25.2	96.4	18.7	23.5	80	0.16	8000
20	ER20	M12	1	1	2	970-CY20-20-069	20.0	20.8	50	106.5	40.2	119.5	34.0	34.6	80	0.44	8000

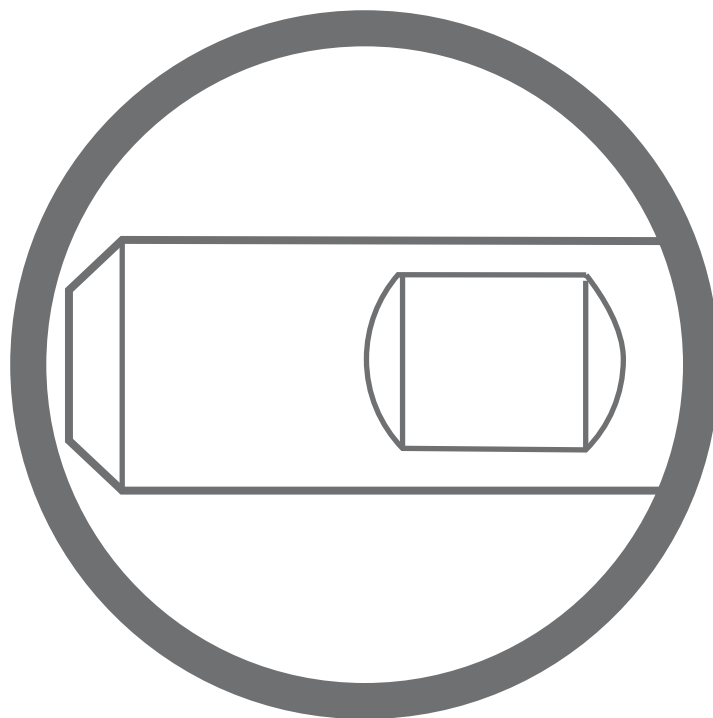
Para obtener información sobre piezas de repuesto, visite www.sandvik.coromant.com/es



L 98



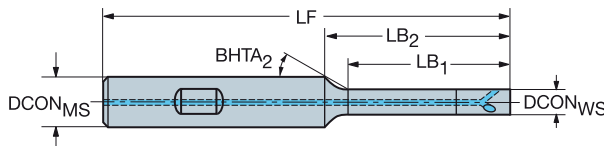
Adaptador del lado de la máquina mango Weldon



ADAPTADORES DE HERRAMIENTAS ROTATIVAS

Adaptador del lado de la máquina mango Weldon

Weldon a CoroMill® 327, adaptador



		Dimensiones, mm														
CZCMS	CZCWS	CNSC	CXSC	Código de pedido	DCONMS	DCONWS	LSC	LF	LB1	LB2	BD1	BHTA2	BAR	NM	KG	RPMX
12	06	1	1	327-12B15SC-06	12.0	6.0	46	70.5	11.5	17.2	6.0	30°	20	1.80	0.07	40000
	06	1	1	327-12B21EC-06	12.0	6.0	46	76.5	17.5	23.2	6.0	30°	20	1.80	0.13	40000
	06	1	1	327-12B30EC-06	12.0	6.0	46	86.5	26.5	32.2	6.0	30°	20	1.80	0.13	40000
	06	1	1	327-12B42EC-06	12.0	6.0	46	96.5	38.5	44.2	6.0	30°	20	1.80	0.13	40000
16	09	1	1	327-16B18SC-09	16.0	9.0	49	74.3	12.2	18.8	9.0	30°	20	4.30	0.19	40000
	12	1	1	327-16B24SC-12	16.0	12.0	49	74.3	18.3	22.3	12.0	30°	20	6.50	0.10	40000
	09	1	1	327-16B32EC-09	16.0	9.0	49	94.3	26.2	32.8	9.0	30°	20	4.30	0.27	40000
	09	1	1	327-16B45EC-09	16.0	9.0	49	104.3	39.2	45.8	9.0	30°	20	4.30	0.20	40000
	09	1	1	327-16B64EC-09	16.0	9.0	49	124.3	58.2	64.8	9.0	30°	20	4.30	0.30	40000
	12	1	1	327-16B42EC-12	16.0	12.0	49	94.3	36.3	40.3	12.0	30°	20	6.50	0.28	40000
	12	1	1	327-16B60EC-12	16.0	12.0	49	124.3	54.3	58.3	12.0	30°	20	6.50	0.34	35000
	12	1	1	327-16B85EC-12	16.0	12.0	49	154.3	79.3	83.3	12.0	30°	20	6.50	0.39	30000
	14	1	1	327-16B42EC-14	16.0	14.3	49	93.5	35.5	37.5	14.3	30°	20	6.50	0.30	40000
	14	1	1	327-16B60EC-14	16.0	14.3	49	123.5	53.5	55.5	14.3	30°	20	6.50	0.37	35000
	14	1	1	327-16B85EC-14	16.0	14.3	49	153.5	78.5	80.5	14.3	30°	20	6.50	0.47	27000
20	14	1	1	327-20B35SC-14	20.0	14.3	51	93.5	28.5	33.2	14.0	30°	20	6.50	0.28	40000

S = Mango de acero

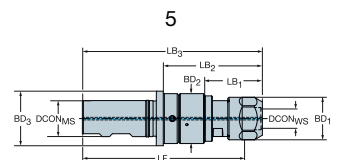
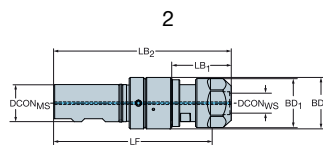
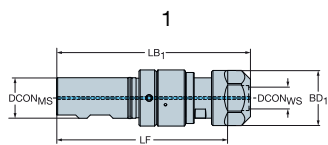
E = Mango de metal duro

Weldon a CoroChuck™ 970

Adaptador del lado de la pieza DIN 6499-B



DSGN



		Dimensiones, mm																	
CZCMS	CZCWS	TRMAX	CNSC	CXSC	DSGN	Código de pedido	DCONMS	DCONWS	LSC	LF	LB1	LB2	LB3	BD1	BD2	BD3	BAR	KG	RPMX
16	ER11	M5	1	1	2	970-WE16-11-052	16.0	11.3	44	91.5	25.2	96.4		18.7	23.5		80	0.18	8000
20	ER11	M5	1	1	5	970-WE20-11-052	20.0	11.3	50	97.8	25.2	48.6	102.7	18.7	23.5	28.5	80	0.22	8000
	ER20	M12	1	1	2	970-WE20-20-069	20.0	20.8	50	106.5	40.3	119.5		33.7	34.6		80	0.44	8000
25	ER11	M5	1	1	5	970-WE25-11-052	25.0	11.3	50	97.8	25.2	48.6	102.7	18.7	23.5	28.5	80	0.30	8000
	ER20	M12	1	1	2	970-WE25-20-069	25.0	20.8	50	106.5	40.1	119.5		33.7	34.6		80	0.47	8000
	ER25	M20	1	1	2	970-WE25-25-088	25.0	25.8	50	125.4	42.2	138.9		41.7	44.0		80	0.84	8000
	ER40	M30	1	1	1	970-WE25-40-117	25.0	40.8	50	151.4	167.9			63.0			80	2.10	8000
40	ER50	M48	1	1	5	970-WE40-50-164	40.0	52.0	70	211.8	78.5	134.8	234.3	78.0	80.0	86.0	80	5.20	8000

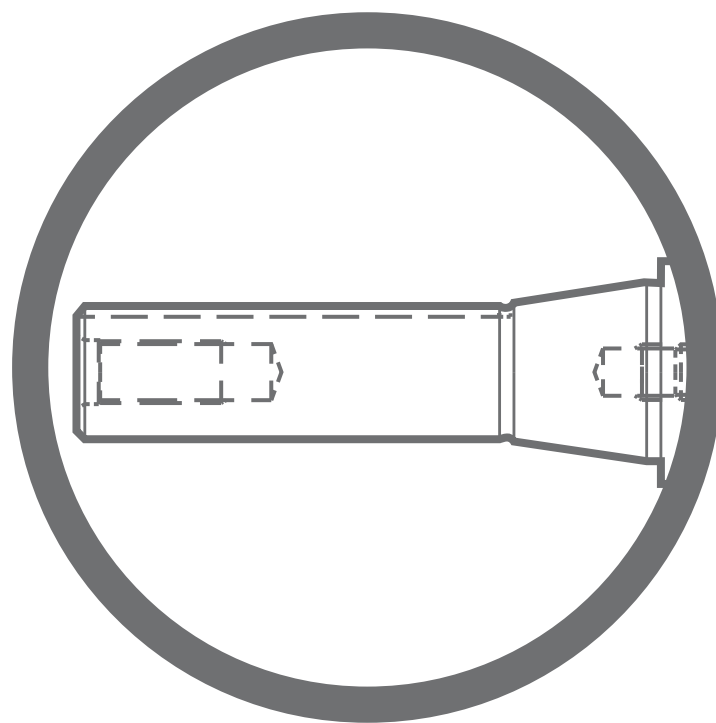
Para obtener información sobre piezas de repuesto, visite www.sandvik.coromant.com/es



L 100



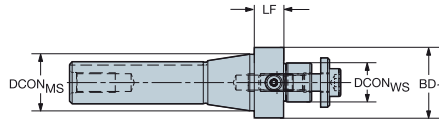
Adaptador del lado de la máquina Bridgeport



ADAPTADORES DE HERRAMIENTAS ROTATIVAS

Adaptador del lado de la máquina Bridgeport

R8 (Bridgeport) a adaptador en eje



Dimensiones, mm

CZC _{MS}	CZC _{WS}	Código de pedido	DCON _{WS}	LF	BD ₁	NM	KG	RPMX
R8	22	392.R8.05-22 020	22.0	20.0	40.0	45.00	0.67	10000

Para obtener información sobre piezas de repuesto, visite www.sandvik.coromant.com/es



M1



N23

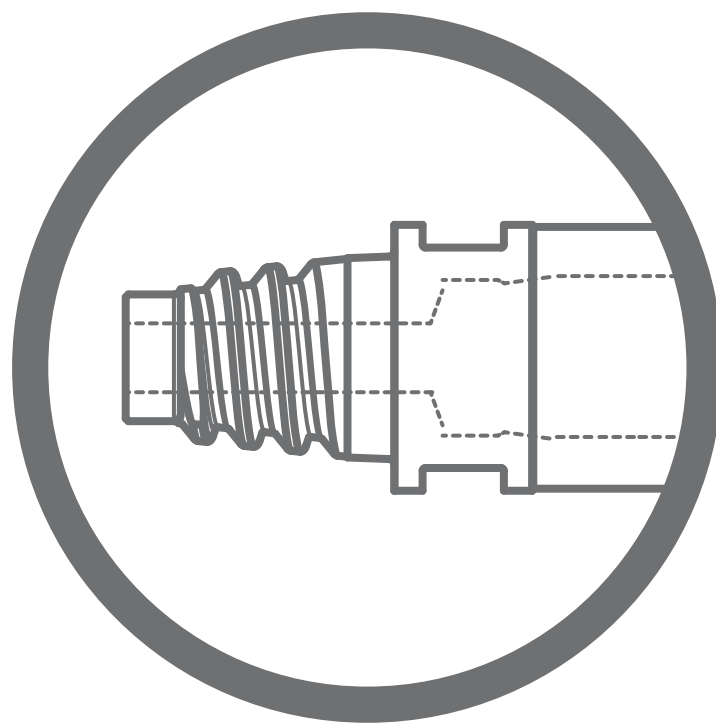


N15

L 102



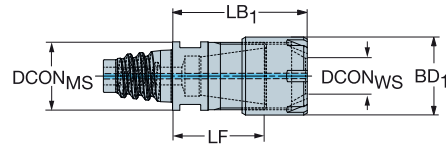
Adaptador de máquina Coromant EH



ADAPTADORES DE HERRAMIENTAS ROTATIVAS

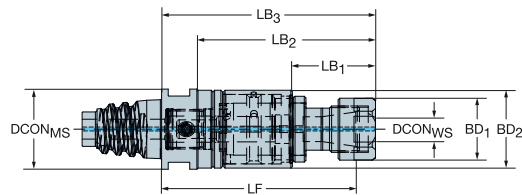
Adaptador de máquina Coromant EH

Coromant EH a adaptador ER



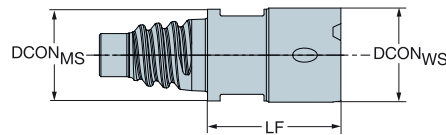
					Dimensiones, mm							
CZC _{MS}	CZC _{WS}	CNSC	CXSC	Código de pedido	DCON _{MS}	DCON _{WS}	LF	LB ₁	BD ₁	(BAR)	(KG)	RPMX
E12	ER8	1	1	ER-EH12-08-024	11.7	8.5	18.0	24.0	12.0	80	0.03	40000
E16	ER11	1	1	ER-EH16-11-028	15.5	11.4	20.5	28.0	16.0	80	0.04	40000
E20	ER16	1	1	ER-EH20-16-038	19.3	17.0	26.5	38.0	22.0	80	0.08	40000
E25	ER20	1	1	ER-EH25-20-042	24.2	21.0	30.5	42.0	28.0	80	0.12	32000

Coromant EH a CoroChuck™ 970



					Dimensiones, mm											
CZC _{MS}	CZC _{WS}	TRMAX	CNSC	CXSC	Código de pedido	DCON _{MS}	DCON _{WS}	LF	LB ₁	LB ₂	LB ₃	BD ₁	BD ₂	(BAR)	(KG)	RPMX
E25	ER11	M5	1	1	970-EH25-11-065	24.2	11.3	59.8	25.1	53.6	64.6	18.7	23.5	80	0.16	8000

Adaptador Coromant EH a CoroMill® 327

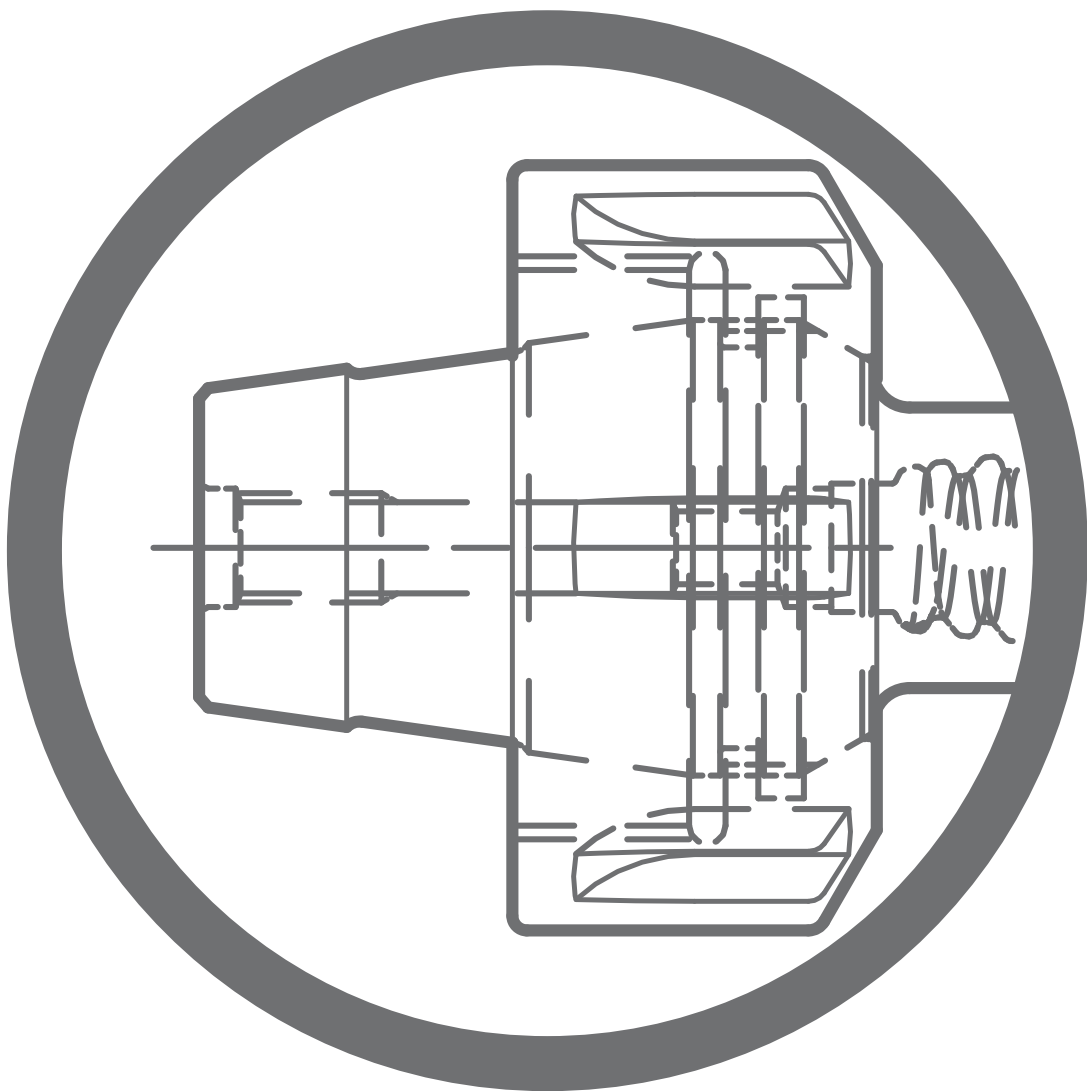


					Dimensiones, mm							
CZC _{MS}	CZC _{WS}	CNSC	CXSC	Código de pedido	DCON _{MS}	DCON _{WS}	LF	BD ₁	(BAR)	(NM)	(KG)	RPMX
E10	09	1	3	327-EH10-09-015	9.7	9.0	15.0	10.0	20	4.30	0.02	40000
E12	12	1	3	327-EH12-12-017	11.7	12.0	17.0	12.0	20	6.50	0.02	40000
	14	1	3	327-EH12-14-017	11.7	14.3	17.0	14.3	20	6.50	0.01	40000

Para obtener información sobre piezas de repuesto, visite www.sandvik.coromant.com/es



Adaptador del lado de la máquina ER

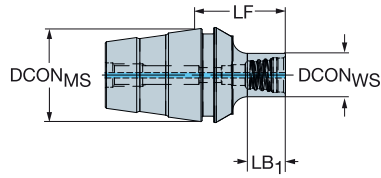


ADAPTADORES DE HERRAMIENTAS ROTATIVAS

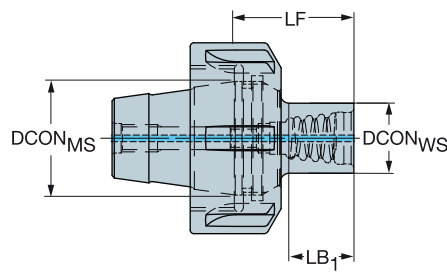
Adaptador del lado de la máquina ER

ER a adaptador Coromant EH

Adaptador del lado de la máquina DIN 6499-B



				Dimensiones, mm									
CZC _{MS}	CZC _{WS}	CNSC	CXSC	Código de pedido	DCON _{MS}	DCON _{WS}	LF	LB ₁	BAR	NM	KG	RPMX	
ER16	E10	1	1	EH-ER16-10-008	17.0	9.6	14.9	7.2	80	12.00	0.09	40000	
ER20	E10	1	1	EH-ER20-10-008	21.0	9.6	15.8	7.2	80	12.00	0.11	40000	
	E12	1	1	EH-ER20-12-010	21.0	11.6	17.8	9.2	80	15.00	0.13	40000	
ER25	E10	1	1	EH-ER25-10-012	26.0	9.6	20.3	7.2	80	12.00	0.16	32000	
	E12	1	1	EH-ER25-12-014	26.0	11.6	22.3	10.2	80	15.00	0.17	32000	
	E16	1	1	EH-ER25-16-016	26.0	15.4	24.3	14.2	80	30.00	0.22	32000	
ER32	E10	1	1	EH-ER32-10-012	33.0	9.6	21.5	7.4	80	12.00	0.25	25000	
	E12	1	1	EH-ER32-12-014	33.0	11.6	23.5	9.4	80	15.00	0.27	25000	
	E16	1	1	EH-ER32-16-018	33.0	15.4	27.5	13.4	80	30.00	0.35	25000	
	E20	1	1	EH-ER32-20-022	33.0	19.2	31.5	18.9	80	50.00	0.34	25000	
	E25	1	1	EH-ER32-25-025	33.0	24.1	34.5	25.0	80	65.00	0.41	25000	
ER40	E16	1	1	EH-ER40-16-022	41.0	15.4	33.1	15.0	20		0.51	20000	
	E20	1	1	EH-ER40-20-025	41.0	19.2	36.1	19.0	20		0.53	20000	
	E25	1	1	EH-ER40-25-028	41.0	24.1	39.1	24.0	20		0.58	20000	



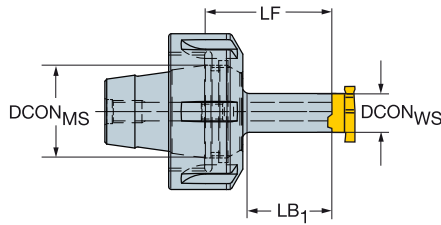
				Dimensiones, mm									
CZC _{MS}	CZC _{WS}	CNSC	CXSC	Código de pedido	DCON _{MS}	DCON _{WS}	LF	LB ₁	BAR	NM	KG	RPMX	
ER11	E10	1	1	392.EREH-11 10 008	11.4	9.6	16.8	8.0	80	12.00	0.09	40000	
ER16	E12	1	1	392.EREH-16 12 010	17.0	11.6	20.5	10.0	80	15.00	0.16	40000	
ER20	E16	1	1	392.EREH-20 16 014	21.0	15.4	24.1	14.0	80	30.00	0.27	40000	
ER25	E20	1	1	392.EREH-25 20 019	26.0	19.2	29.1	19.0	80	50.00	0.36	40000	

Para obtener información sobre piezas de repuesto, visite www.sandvik.coromant.com/es



ER a adaptador CoroMill® 327

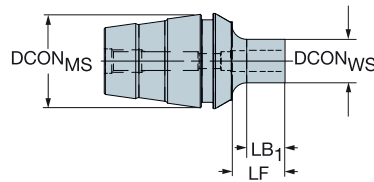
Adaptador del lado de la máquina DIN 6499-B



		Dimensiones, mm									
CZC _{MS}	CZC _{WS}	Código de pedido	DCON _{MS}	DCON _{WS}	LF	LB ₁	BD ₁	NM	KG	RPMX	
ER11	09	392.ER327-11 09 022	11.4	9.0	25.0	16.0	9.0	4.30	0.07	40000	
ER16	09	392.ER327-16 09 022	17.0	9.0	26.8	16.2	9.0	4.30	0.15	40000	
	12	392.ER327-16 12 030	17.0	12.0	34.8	24.3	12.0	6.50	0.22	40000	
ER20	12	392.ER327-20 12 030	21.0	12.0	34.7	24.8	12.0	6.50	0.25	40000	
	14	392.ER327-20 14 035	21.0	14.3	38.9	28.8	14.0	6.50	0.27	40000	
ER32	14	392.ER327-32 14 035	33.0	14.3	41.3	28.8	14.0	6.50	0.50	25000	

Nota.

La tuerca no es una tuerca ER estándar y, por tanto, no es intercambiable con las piezas de repuesto de la Serie 5533 050-0X. La tuerca se incluye siempre en el paquete.



		Dimensiones, mm									
CZC _{MS}	CZC _{WS}	Código de pedido	DCON _{MS}	DCON _{WS}	LF	LB ₁	BD ₁	NM	KG	RPMX	
ER11	06	327-ER11-06-016	11.4	6.0	17.5	12.8	6.0	1.80	0.03	40000	
ER20	09	327-ER20-09-022	21.0	9.0	24.7	16.5	9.0	4.30	0.09	40000	
ER25	09	327-ER25-09-022	26.0	9.0	25.2	16.5	9.0	4.30	0.13	32000	
	12	327-ER25-12-030	26.0	12.0	33.2	24.6	12.0	6.50	0.22	32000	
	14	327-ER25-14-019	26.0	14.3	22.9	14.3	14.0	6.50	0.21	32000	
	14	327-ER25-14-035	26.0	14.3	37.4	28.8	14.0	6.50	0.23	32000	
ER32	12	327-ER32-12-030	33.0	12.0	34.2	24.6	12.0	6.50	0.31	25000	
	14	327-ER32-14-019	33.0	14.3	23.9	14.3	14.0	6.50	0.30	25000	

Para obtener información sobre piezas de repuesto, visite www.sandvik.coromant.com/es



M1



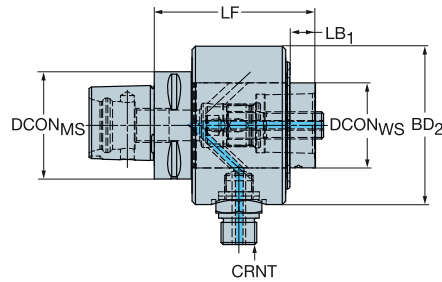
N23



ADAPTADORES DE HERRAMIENTAS ROTATIVAS Inductor de refrigerante

Coromant Capto® adaptador de reducción

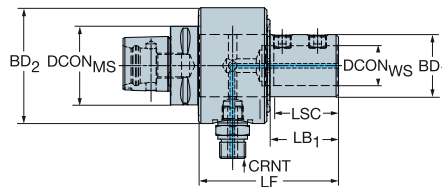
Inductor de refrigerante



				Dimensiones, mm										
CZC _{MS}	CZC _{WS}	CNSC	CXSC	Código de pedido	DCON _{MS}	DCON _{WS}	LF	LB ₁	BD ₂	CRNT	BAR	NM	KG	RPMX
C5	C4	2	1	C5-391.02CCH-40 090	50.0	40.0	90.0	16.5	78.0	G 3/8"	18	55.00	1.96	6300
C6	C5	2	1	C6-391.02CCH-50 095	63.0	50.0	95.0	15.0	93.0	G 1/2"	18	95.00	1.60	4300
C8	C6	2	1	C8-391.02CCH-63 110	80.0	63.0	110.0	15.0	108.0	G 1/2"	18	170.00	4.77	3300

Coromant Capto® a ISO 9766, adaptador

Inductor de refrigerante



				Dimensiones, mm												
CZC _{MS}	CZC _{WS}	CNSC	CXSC	Código de pedido	DCON _{MS}	DCON _{WS}	LSC	LF	LB ₁	BD ₁	BD ₂	CRNT	BAR	NM	KG	RPMX
C5	20	2	1	C5-391.27CCH-20 120	50.0	20.0	51	120.0	46.5	40.0	78.0	G 3/8"	18	12.00	2.27	6300
	25	2	1	C5-391.27CCH-25 135	50.0	25.0	57	135.0	49.7	45.0	93.0	G 1/2"	18	20	3.16	5300
C6	32	2	1	C6-391.27CCH-32 135	63.0	32.0	61	135.0	55.0	50.0	93.0	G 1/2"	18	30	3.41	5300
C8	40	2	1	C8-391.27CCH-40 155	80.0	40.0	71	155.0	63.5	65.0	108.0	G 1/2"	18	40	5.75	4000

Para obtener información sobre piezas de repuesto, visite www.sandvik.coromant.com/es

